

# 2022

## Dealer Equipment Price Guide



Prices Effective June 15, 2022



# Mi-T-M CORPORATION



When I first started this company in 1971, I knew the people I hired would be my most valuable asset. It was true then and it is still true today. The success and growth of Mi-T-M is only made possible by the dedication of the people who put in the hard work to get us where we are now.

When I look back over the last 50 years there is a lot to be proud of, from designing and engineering the very first 1000 PSI pressure washer in my garage, to now manufacturing hundreds of industrial equipment in a one million-square-foot facility. Our customers are some of the most well-known in the industry and they are our number one priority. That is why I decided to transition the Mi-T-M Corporation to my employees through a 100% Employee Stock Ownership Plan (ESOP). Each of our 450 employees will share ownership and continue to work with little change except they'll build on what they own.

No one understands our customers better, so placing the future of Mi-T-M in their hands is by far the best succession plan. They made Mi-T-M the company what it is today and they will make the best decisions for you, their customers, in the future.

A handwritten signature in black ink that reads 'A.J. Spiegel'.

*AJ Spiegel, Founder*

|   |        |   |        |
|---|--------|---|--------|
| <b>Dealer Hot Water Pressure Washers</b>                                | p5-29  | <b>Air Compressors</b>  | p52-62 |
| Portable Electric – Direct Drive – DHS Series                           | p6     | 5-Gallon Single Stage Gasoline  | p52    |
| Portable Electric – Belt Drive – DHS Series                             | p7     | 8-Gallon Single Stage Gasoline  | p52    |
| Portable Electric – Belt Drive – HHB Series                             | p8     | 20-Gallon Single Stage Gasoline                                       | p53    |
| Portable Electric – Belt Drive – HHS Series                             | p9     | 8-Gallon Two Stage Gasoline   | p53    |
| Stationary Oil-Fired – Belt Drive – HEO Series                          | p10-11 | 20-Gallon Two Stage Gasoline  | p54    |
| Stationary Natural Gas/LP – Belt Drive – HEG Series                     | p12-13 | 30-Gallon and Base-Mount Two Stage Gasoline                           | p55    |
| Stationary Natural Gas/LP – Belt Drive –<br>HEG High Volume Wash Series | p14-15 | 30, 80-Gallon and Base-Mount Two Stage Gasoline                       | p56    |
| Portable Gasoline – Direct Drive – DHS Series                           | p16    | 30-Gallon Two Stage Diesel  | p57    |
| Portable Gasoline – Direct/Belt Drive – DHG Series                      | p17    | Work Pro Series Electric Air Compressors – 3-Gallon                   | p58    |
| Skid Gasoline/Diesel – Belt Drive – HDB Series                          | p18    | 5-Gallon Single Stage Electric  | p58    |
| Skid Gasoline/Diesel – Belt Drive – HDC Series                          | p19    | 8-Gallon Single Stage Electric  | p59    |
| Skid Gasoline/Diesel – Belt Drive – HVS Series                          | p20-21 | 20-Gallon Single Stage Electric                                       | p59    |
| Skid Gasoline/Diesel – Belt Drive – HDS Series                          | p22-23 | 80 and 120-Gallon Two Stage Electric Simplex                          | p60    |
| Portable LP – Belt Drive – DHL Series                                   | p24    | 120-Gallon Two Stage Electric Duplex                                  | p61    |
| Stationary All-Electric – Belt Drive – DHA Series                       | p24    | 80 and 120-Gallon Two Stage Electric Simplex and<br>Duplex – M Series | p62    |
| Heater Module – Diesel/Oil-Heated – HHM Series                          | p25    | <b>Air Compressor/Generator Combinations</b>                          | p63-65 |
| Heater Module – Diesel/Oil-Heated – HOM Series                          | p25    | 8-Gallon and Base-Mount – Single/Two Stage – Gasoline                 | p63    |
| Heater Modules – Natural Gas/LP – HGM Series                            | p26    | 30-Gallon – Two Stage – Gasoline                                      | p64    |
| Hot Water Mini Trailer-Mount Pressure Washers                           | p27    | 30-Gallon – Two Stage – Diesel  | p65    |
| Single & Dual-Axle Trailers   | p28-29 | <b>Air Compressor/Generator/Welder Combinations</b>                   | p66    |
| <b>Water Treatment Systems -<br/>PWR Series</b>                         | p30    | 20-Gallon – Two Stage – Gasoline                                      | p66    |
| <b>Water Transport Trailers</b>   | p31    | 30-Gallon – Two Stage – Gasoline                                      | p66    |
| <b>Residential/Commercial Cold Water Pressure Washers</b>               | p32-34 | Base-Mount – Two Stage – Gasoline                                     | p66    |
| ChoreMaster Electric Series Pressure Washers                            | p32    | <b>Air Compressor Accessories</b>                                     | p67-71 |
| ChoreMaster Gasoline Vertical Series Pressure Washers                   | p32    | <b>Portable Generators</b>  | p72-78 |
| ChoreMaster Gasoline Horizontal Series Pressure Washers                 | p33    | Inverters   | p72    |
| ChoreMaster Gasoline Series Pressure Washers                            | p33    | ChoreMaster Series Gasoline   | p73    |
| Work Pro Gasoline Series Pressure Washers                               | p34    | 3000 and 5000-Watt Gasoline   | p74    |
| <b>Dealer Cold Water Pressure Washers</b>                               | p35-44 | 6000, 7500 and 8000-Watt Gasoline                                     | p75    |
| Aluminum Series – Electric –  |        | 14000-Watt Gasoline   | p76    |
| Hand Carry/Portable/Stationary – Direct Drive                           | p35    | 6000-Watt Diesel  | p77    |
| Aluminum Series – Gasoline – Portable – Direct Drive                    | p36    | Portable Generator Accessories  | p78    |
| Aluminum Series – Gasoline – Portable – Belt Drive                      | p37    | <b>Wet/Dry Vacuums</b>  | p79-82 |
| Pressure Washer Mister Combinations –                                   |        | 9-Gallon Vacuum, Accessories and Replacement Parts                    | p79    |
| Hand Carry/Portable – Electric – Direct Drive                           | p38    | 13 and 18-Gallon Vacuums, Accessories and<br>Replacement Parts        | p80-82 |
| Premium Series – Electric – Portable – Belt Drive                       | p39    | <b>Jobsite Boxes and Accessories</b>                                  | p83    |
| CAW Aluminum Series – Electric – Wall-Mount – Direct Drive              | p40    | <b>Portable Heaters</b>   | p84-87 |
| Premium Series – Electric – Stationary – Belt Drive                     | p41    | Kerosene Forced Air – Simple Operation                                | p84    |
| Premium Series – Gasoline – Portable – Belt Drive                       | p42    | Kerosene Forced Air   | p84    |
| Premium Series – Gasoline – Portable with Roll Cage –<br>Belt Drive     | p43    | Kerosene Radiant  | p85    |
| Premium Series – Diesel – Portable – Belt Drive                         | p44    | Propane Forced Air  | p85    |
| <b>Pressure Washers Accessories</b>                                     | p45-51 | Propane Tank-Top Radiant  | p86    |
| Detergents  | p48    | Gas-Fired Convection  | p86    |
|   |        | Propane Radiant Outdoor Patio   | p87    |
|   |        | <b>Water Pumps</b>  | p88-90 |
|   |        | Semi-Trash Pumps  | p88    |
|   |        | Trash Pumps   | p89    |
|   |        | Chemical/Liquid Fertilizer Pumps                                      | p90    |
|   |        | <b>Ordering Information</b>   | p91    |

# RESIDENTIAL/COMMERCIAL/INDUSTRIAL PRODUCTS

At Mi-T-M our number one goal is to make sure customers are satisfied with their purchase of Mi-T-M equipment. By far, the most important factor for customer satisfaction is making sure the right equipment is purchased for jobs they are planning to use it for.

Too often we've heard that a residential or commercial piece of equipment was sold to a customer only to find out that it is being used on industrial jobs. Those are jobs that need more power and require equipment with a higher hours rating.

As experts in the equipment industry, we know how important customer satisfaction is. Professionals and non-professionals choose Mi-T-M, not only for our high quality equipment, but because we set the standards for customer satisfaction.

## RESIDENTIAL

Residential equipment is built to help customers tackle jobs around their homes. Typically, this type of equipment is more compact and easier to use. It is considered light duty and is only used 2-5 hours per week.



## COMMERCIAL

Commercial grade equipment is used on medium-sized properties like hobby farms and small commercial businesses. This equipment is generally used 5-10 hours per week on jobs that require more power than residential equipment.



## INDUSTRIAL

Industrial equipment is found on jobsites that require heavy-duty power. This type of equipment is often used up to 30 or 40 hours per week, so it requires a much higher hours rating. Mi-T-M is well-known for building equipment that is reliable in industrial settings.



# DEALER COLD AND HOT WATER PRESSURE WASHERS

## Dealer Exclusive Product

These models are available to Mi-T-M Dealers only:



- |                        |            |   |
|------------------------|------------|---|
| HHB Series             | HHS Series | Aluminum Series – Electric – Direct Drive |
| HEO Series             | HEG Series | Aluminum Series – Gasoline – Direct Drive |
| HEG High Volume Series | DHG Series | Aluminum Series – Gasoline – Belt Drive   |
| HDD Series             | HDB Series |   |
| HDC Series             | HVS Series |   |
| HDS Series             | HHM Series |   |
| HGM Series             | HOM Series |   |

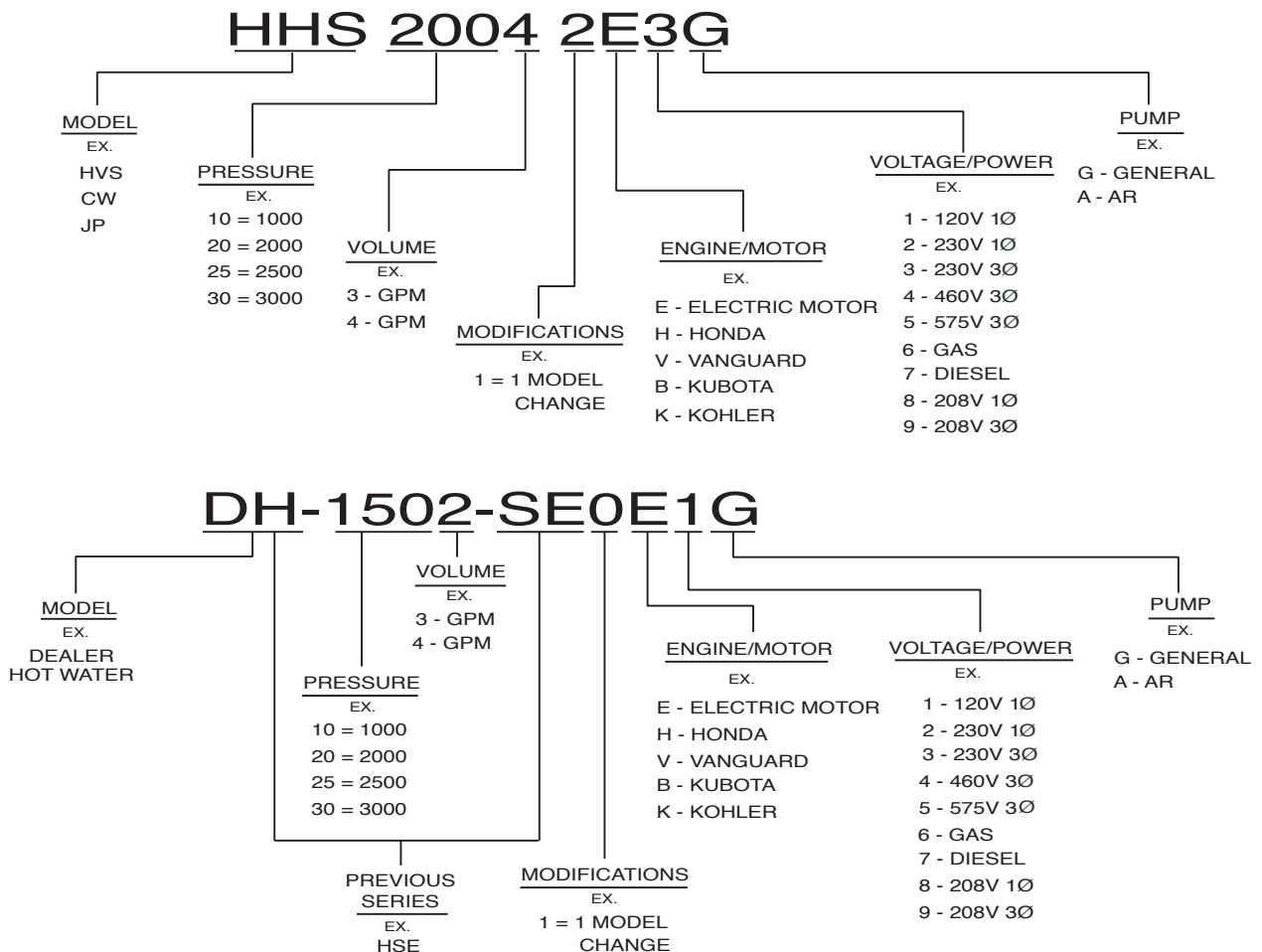
## 3 Day Ship Units



These select hot water pressure washers may be available to ship within 3 days of ordering. **Lead times may vary throughout 2022. Please consult factory before ordering.**

Terms: 2% 10 Net 30

## Mi-T-M Dealer Model Numbers



# DEALER HOT WATER PRESSURE WASHERS

## PORTABLE ELECTRIC

DIRECT DRIVE – DHS SERIES



DH-1502-SE0E1M

- Direct drive triplex piston pump with ceramic plungers
- Equipped with Mi-T-M Pressure Relief Start (Mi-T-M pump models)
- Factory preset unloader
- Totally enclosed fan-cooled electric motor
- 35-foot power cord
- Energy-efficient top-fired heat exchanger
- Reinforced powder coated steel frame with center balanced lift
- 13-inch flat-free tires
- Quick connect nozzles – 0°, 15°, 25° and 40°
- 50-foot x 3/8-inch steel wire-braided high pressure hose with quick connects
- Adjustable pressure insulated dual lance with trigger gun
- 1 year limited electric motor warranty
- Intertek Certified – US and Canada

| MODEL NUMBER           | PSI  | GPM | HORSEPOWER/MOTOR        | PUMP    | SHIP WT. | NET WT. | LIST PRICE |
|------------------------|------|-----|-------------------------|---------|----------|---------|------------|
| DH-1002-SE0E1G         | 1000 | 2.0 | 1.5 HP, 120V, 1Ø, 15.0A | General | 418 lb.  | 295 lb. | \$5,682.00 |
| DH-1002-SE0E1M*        | 1000 | 2.0 | 1.5 HP, 120V, 1Ø, 15.0A | Mi-T-M  | 410 lb.  | 237 lb. | \$5,133.00 |
| DH-1502-SE0E1G         | 1500 | 2.0 | 2.0 HP, 120V, 1Ø, 19.0A | General | 422 lb.  | 299 lb. | \$5,840.00 |
| <i>3 Day Ship Unit</i> |      |     |                         |         |          |         |            |
| DH-1502-SE0E1M*        | 1500 | 2.0 | 2.0 HP, 120V, 1Ø, 19.0A | Mi-T-M  | 414 lb.  | 291 lb. | \$5,291.00 |
| <i>3 Day Ship Unit</i> |      |     |                         |         |          |         |            |
| DH-2003-SE0E2G         | 2000 | 2.8 | 4.0 HP, 230V, 1Ø, 18.0A | General | 439 lb.  | 316 lb. | \$6,297.00 |
| <i>3 Day Ship Unit</i> |      |     |                         |         |          |         |            |
| DH-2003-SE0E2M*        | 2000 | 2.8 | 4.0 HP, 230V, 1Ø, 18.0A | Mi-T-M  | 431 lb.  | 308 lb. | \$5,656.00 |
| <i>3 Day Ship Unit</i> |      |     |                         |         |          |         |            |

*\*Model does not include float tank and high pressure detergent injector.*

### ACCESSORIES:

| PART NUMBER | DESCRIPTION  | FITS MODELS | LIST PRICE |
|-------------|--|-------------|------------|
| 50-0161     | <b>High pressure detergent injector</b> – High pressure water mixes with detergent to clean even the heaviest build-up | All models  | \$131.60   |
| 850-0433    | <b>50-foot x 3/8-inch hose</b> – For when you need extra hose for added mobility                                       | All models  | \$345.60   |

### OPTIONS:

| PART NUMBER | DESCRIPTION  | FITS MODELS    | LIST PRICE |
|-------------|--|----------------|------------|
| HX-0232     | <b>300°F steam</b> – Reduces pressure to 350-PSI by adjusting unloader valve counter-clockwise, spray temperatures will rise 240°F above ambient with a maximum of 300°F | DH-1002-SE0E1G | \$737.00   |
| HX-0233     | <b>Adjustable thermostat</b> – Operator is able to adjust outlet water temperature between 86°-248°F   | All models     | \$165.00   |
| HX-0235     | <b>Hour meter</b> – Displays the number of hour unit has been in operation   | All models     | \$128.00   |
| HX-0237     | <b>Auto start/stop</b> – When trigger gun is released, the timer will turn unit off; when trigger gun is pulled, unit will restart                                       | DH-1002-SE0E1M | \$968.00   |
| HX-0238     | <b>Time delay shutdown</b> – Timer will shut unit off automatically when trigger gun is released and timer reaches setting   | DH-1002-SE0E1M | \$916.00   |
| HX-0239     | <b>300°F steam</b> – See HX-0232 for description   | DH-1002-SE0E1M | \$904.00   |
| HX-0240     | <b>300°F steam</b> – See HX-0232 for description   | DH-2003-SE0E2G | \$764.00   |
| HX-0241     | <b>300°F steam</b> – See HX-0232 for description   | DH-2003-SE0E2M | \$894.00   |
| HX-0243     | <b>Auto start/stop</b> – See HX-0237 for description   | DH-2003 models | \$1,102.00 |
| HX-0244     | <b>Time delay shutdown</b> – See HX-0238 for description   | DH-2003 models | \$1,049.00 |
| HX-0245     | <b>300°F steam</b> – See HX-0232 for description   | DH-1502-SE0E1M | \$859.00   |
| HX-0246     | <b>300°F steam</b> – See HX-0232 for description   | DH-1502-SE0E1G | \$736.00   |
| HX-0275     | <b>Auto start/stop</b> – See HX-0237 for description   | DH-1502-SE0E1M | \$867.00   |
| HX-0276     | <b>Time delay shutdown</b> – See HX-0238 for description   | DH-1502-SE0E1M | \$737.00   |

# DEALER HOT WATER PRESSURE WASHERS

## PORTABLE ELECTRIC BELT DRIVE – DHS SERIES



DH-2504-SE0E3G

- Belt drive triplex piston pump with ceramic plungers
- External bypass system protects from heat build-up
- Factory preset unloader
- Totally enclosed fan-cooled electric motor
- 35-foot power cord
- Energy-efficient top-fired heat exchanger
- Reinforced powder coated steel frame with center balanced lift
- 13-inch flat-free tires
- Quick connect nozzles – 0°, 15°, 25° and 40°
- 50-foot x 3/8-inch steel wire-braided high pressure hose with quick connects
- Adjustable pressure insulated dual lance with trigger gun
- 1 year limited electric motor warranty
- Intertek Certified – US and Canada

| MODEL NUMBER   | PSI  | GPM | HORSEPOWER/MOTOR             | PUMP    | SHIP WT. | NET WT. | LIST PRICE        |
|----------------|------|-----|------------------------------|---------|----------|---------|-------------------|
| DH-2504-SE0E2G | 2500 | 3.2 | 6.0 HP, 230V, 1Ø, 25.0A      | General | 699 lb.  | 569 lb. | <b>\$9,135.00</b> |
| DH-2504-SE0E3G | 2500 | 3.2 | 6.0 HP, 230-460V, 3Ø, 16.0A  | General | 688 lb.  | 558 lb. | <b>\$8,950.00</b> |
| DH-3004-SE0E2G | 3000 | 3.5 | 8.0 HP, 230V, 1Ø, 36.0A      | General | 737 lb.  | 607 lb. | <b>\$9,811.00</b> |
| DH-3004-SE0E3G | 3000 | 3.5 | 8.0 HP, 230-460V, 3Ø, 24.0A  | General | 732 lb.  | 602 lb. | <b>\$9,112.00</b> |
| DH-3504-SE0E2G | 3500 | 3.3 | 10.0 HP, 230V, 1Ø, 39.0A     | General | 761 lb.  | 631 lb. | <b>\$9,803.00</b> |
| DH-3504-SE0E3G | 3500 | 3.3 | 10.0 HP, 230-460V, 3Ø, 28.0A | General | 742 lb.  | 612 lb. | <b>\$9,537.00</b> |

ACCESSORY:

| PART NUMBER | DESCRIPTION   | FITS MODELS | LIST PRICE      |
|-------------|---|-------------|-----------------|
| 850-0433    | 50-foot x 3/8-inch hose – For when you need extra hose for added mobility | All models  | <b>\$345.60</b> |

OPTIONS:

| PART NUMBER | DESCRIPTION   | FITS MODELS    | LIST PRICE        |
|-------------|---|----------------|-------------------|
| HX-0070     | <b>Auto start/stop</b> – When trigger gun is released, the timer will turn unit off; when trigger gun is pulled, unit will restart  | All models     | <b>\$359.00</b>   |
| HX-0071     | <b>Auto start/stop - steam</b> – When trigger gun is released, the timer will turn unit off; when trigger gun is pulled, unit will restart; reduces pressure to 350-PSI by adjusting unloader valve counter-clockwise, spray temperatures will rise 240°F above ambient with a maximum of 300°F   | DH-2504 models | <b>\$1,604.00</b> |
| HX-0072     | <b>Auto start/stop - steam</b> – See HX-0071 for description  | DH-3004 models | <b>\$1,604.00</b> |
| HX-0073     | <b>Auto start/stop - steam</b> – See HX-0071 for description  | DH-3504 models | <b>\$1,604.00</b> |
| HX-0074     | <b>Auto start/stop - CAD cell</b> – When trigger gun is released, the timer will turn unit off; when trigger gun is pulled, unit will restart; monitors burner for proper ignition  | All models     | <b>\$929.00</b>   |
| HX-0075     | <b>Auto start/stop - steam - CAD cell</b> – When trigger gun is released, the timer will turn unit off; when trigger gun is pulled, unit will restart; reduces pressure to 350-PSI by adjusting unloader valve counter-clockwise, spray temperatures will rise 240°F above ambient with a maximum of 300°F; monitors burner for proper ignition; includes adjustable thermostat | DH-2504 models | <b>\$2,100.00</b> |
| HX-0076     | <b>Auto start/stop - steam - CAD cell</b> – See HX-0075 for description   | DH-3004 models | <b>\$2,100.00</b> |
| HX-0077     | <b>Auto start/stop - steam - CAD cell</b> – See HX-0075 for description   | DH-3504 models | <b>\$2,119.00</b> |
| HX-0085     | <b>460V on 6.0-HP, 3Ø model</b> – Upgrades 230V, 3Ø model to operate at 460V, 3Ø  | DH-2504-SE0E3G | <b>\$432.00</b>   |
| HX-0086     | <b>460V on 8.0-HP, 3Ø model</b> – Upgrades 230V, 3Ø model to operate at 460V, 3Ø  | DH-3004-SE0E3G | <b>\$353.00</b>   |
| HX-0087     | <b>460V on 10.0-HP, 3Ø model</b> – Upgrades 230V, 3Ø model to operate at 460V, 3Ø   | DH-3504-SE0E3G | <b>\$321.00</b>   |
| HX-0088     | <b>Skid feet</b> – Stationary applications  | All models     | <b>\$63.00</b>    |
| HX-0161     | <b>Hour meter</b> – Displays the number of hour unit has been in operation  | All models     | <b>\$120.00</b>   |
| HX-0294     | <b>Adjustable thermostat</b> – Operator is able to adjust outlet water temperature between 86°-248°F  | All models     | <b>\$200.00</b>   |

# DEALER HOT WATER PRESSURE WASHERS

## PORTABLE ELECTRIC

BELT DRIVE – HHB SERIES

Exclusive  
Dealer  
Product

| MODEL NUMBER              | PSI  | GPM | HORSEPOWER/MOTOR        | PUMP | SHIP WT. | NET WT. | LIST PRICE |
|---------------------------|------|-----|-------------------------|------|----------|---------|------------|
| HHB-1002-0E1A             | 1000 | 2.0 | 1.5 HP, 115V, 1Ø, 16.2A | AR   | 606 lb.  | 486 lb. | \$6,795.00 |
| HHB-1003-0E1A             | 1000 | 2.8 | 2.0 HP, 115V, 1Ø, 20.0A | AR   | 610 lb.  | 490 lb. | \$6,959.00 |
| HHB-1502-0E1A             | 1500 | 1.8 | 2.0 HP, 115V, 1Ø, 19.9A | AR   | 610 lb.  | 490 lb. | \$6,851.00 |
| HHB-2503-0E2A             | 2500 | 2.8 | 6.0 HP, 230V, 1Ø, 28.0A | AR   | 650 lb.  | 540 lb. | \$7,874.00 |
| HHB-303-0E1A <sup>^</sup> | 300  | 2.5 | 1.5 HP, 115V, 1Ø, 12.5A | AR   | 480 lb.  | 460 lb. | \$7,050.00 |

<sup>^</sup>Steam unit.



HHB-2503-0E2A

- Belt drive triplex piston pump with ceramic plungers
- Factory preset unloader
- Open drip-proof electric motor
- 35-foot power cord
- Powder coated steel frame assembly
- 13-inch flat-free tires
- Stainless-steel coil wrap with horizontal schedule 80 pipe coil
- No. 1 or No. 2 fuel oil, diesel or kerosene fired burner (Not approved for bio-fuel)
- Racor fuel filter/water separator
- Polyethylene float tank with inlet filter screen
- Adjustable high pressure detergent injector

- Adjustable thermostat
- 10-gallon polyethylene fuel tank
- Quick connect nozzles – 0°, 15°, 25°, 40° and low pressure nozzle (Except on HHB-303-0E1A)
- 50-foot x 3/8-inch high pressure hose with quick connects (50-foot steam hose on HHB-303-0E1A)
- Adjustable pressure insulated dual lance with trigger gun (Except on HHB-303-0E1A)
- Single lance with dual insulated grips and steam nozzle (HHB-303-0E1A)
- 1 year limited electric motor warranty
- CSA Certified – US and Canada



HHB-2503-0E2A



# DEALER HOT WATER PRESSURE WASHERS

## PORTABLE ELECTRIC BELT DRIVE – HHS SERIES

Exclusive  
**Dealer**  
Product



HHS-2004-2E2G

- Belt drive triplex piston pump with ceramic plungers
- Factory preset unloader
- Open drip-proof electric motor
- 35-foot power cord
- Powder coated steel frame assembly
- 13-inch flat-free tires
- Stainless-steel coil wrap with horizontal schedule 80 pipe coil
- No. 1 or No. 2 fuel oil, diesel or kerosene fired burner (Not approved for bio-fuel)
- Racor fuel filter/water separator
- Polyethylene float tank with inlet filter screen
- Adjustable high pressure detergent injector
- Adjustable thermostat
- 10-gallon polyethylene fuel tank
- Auto start/stop
- Time delay shutdown
- Hour meter
- Quick connect nozzles – 0°, 15°, 25°, 40° and low pressure nozzle
- 50-foot x 3/8-inch high pressure hose with quick connects
- Adjustable pressure insulated dual lance with trigger gun
- 1 year limited electric motor warranty
- CSA Certified – US and Canada

| MODEL NUMBER           | PSI  | GPM | HORSEPOWER/MOTOR         | PUMP    | SHIP WT. | NET WT. | LIST PRICE  |
|------------------------|------|-----|--------------------------|---------|----------|---------|-------------|
| HHS-1003-2E1G          | 1000 | 2.8 | 2.0 HP, 115V, 1Ø, 20.0A  | General | 610 lb.  | 490 lb. | \$8,007.00  |
| HHS-2004-2E2A          | 2000 | 4.2 | 6.0 HP, 230V, 1Ø, 28.0A  | AR      | 670 lb.  | 550 lb. | \$9,051.00  |
| HHS-2004-2E2G          | 2000 | 4.2 | 6.0 HP, 230V, 1Ø, 28.0A  | General | 670 lb.  | 550 lb. | \$9,166.00  |
| <i>3 Day Ship Unit</i> |      |     |                          |         |          |         |             |
| HHS-2004-2E3G          | 2000 | 4.2 | 6.0 HP, 230V, 3Ø, 18.5A  | General | 670 lb.  | 550 lb. | \$8,962.00  |
| HHS-2004-2E4G          | 2000 | 4.2 | 6.0 HP, 460V, 3Ø, 12.0A  | General | 670 lb.  | 550 lb. | \$9,184.00  |
| HHS-2004-2E8G          | 2000 | 4.2 | 6.0 HP, 208V, 1Ø, 29.9A  | General | 670 lb.  | 550 lb. | \$9,410.00  |
| HHS-2004-2E9G          | 2000 | 4.2 | 6.0 HP, 208V, 3Ø, 21.0A  | General | 670 lb.  | 550 lb. | \$8,830.00  |
| HHS-3004-2E2A          | 3000 | 3.9 | 8.0 HP, 230V, 1Ø, 39.5A  | AR      | 700 lb.  | 580 lb. | \$10,001.00 |
| HHS-3004-2E2G          | 3000 | 3.9 | 8.0 HP, 230V, 1Ø, 39.5A  | General | 700 lb.  | 580 lb. | \$9,882.00  |
| <i>3 Day Ship Unit</i> |      |     |                          |         |          |         |             |
| HHS-3004-2E3G          | 3000 | 3.9 | 8.0 HP, 230V, 3Ø, 22.5A  | General | 700 lb.  | 580 lb. | \$9,456.00  |
| HHS-3004-2E4G          | 3000 | 3.9 | 8.0 HP, 460V, 3Ø, 14.0A  | General | 720 lb.  | 600 lb. | \$9,620.00  |
| HHS-3004-2E5G          | 3000 | 3.9 | 8.0 HP, 575V, 3Ø, 12.0A  | General | 720 lb.  | 600 lb. | \$9,798.00  |
| HHS-3004-2E8G          | 3000 | 3.9 | 8.0 HP, 208V, 1Ø, 43.0A  | General | 700 lb.  | 580 lb. | \$9,467.00  |
| HHS-3004-2E9G          | 3000 | 3.9 | 8.0 HP, 208V, 3Ø, 25.5A  | General | 700 lb.  | 580 lb. | \$9,860.00  |
| HHS-3005-2E2G          | 3000 | 4.8 | 10.0 HP, 230V, 1Ø, 46.5A | General | 704 lb.  | 584 lb. | \$10,685.00 |
| <i>3 Day Ship Unit</i> |      |     |                          |         |          |         |             |
| HHS-3005-2E3G          | 3000 | 4.8 | 10.0 HP, 230V, 3Ø, 27.5A | General | 704 lb.  | 584 lb. | \$9,885.00  |
| HHS-3005-2E4G          | 3000 | 4.8 | 10.0 HP, 460V, 3Ø, 16.5A | General | 724 lb.  | 604 lb. | \$9,758.00  |
| HHS-3005-2E5G          | 3000 | 4.8 | 10.0 HP, 575V, 3Ø, 14.0A | General | 724 lb.  | 604 lb. | \$9,696.00  |
| HHS-3005-2E8G          | 3000 | 4.8 | 10.0 HP, 208V, 1Ø, 50.7A | General | 704 lb.  | 584 lb. | \$9,690.00  |
| HHS-3005-2E9G          | 3000 | 4.8 | 10.0 HP, 208V, 3Ø, 31.5A | General | 704 lb.  | 584 lb. | \$9,930.00  |

### ACCESSORIES:

| PART NUMBER | DESCRIPTION  | FITS MODELS | LIST PRICE |
|-------------|--|-------------|------------|
| 50-0170     | Stack adapter – Allows 8-inch flue pipe to be installed to boiler exhaust port | All models  | \$250.40   |
| 850-0324    | Gasket – Seals between 50-0170 stack adapter and boiler housing                | All models  | \$34.20    |

### OPTIONS:

| PART NUMBER | DESCRIPTION   | FITS MODELS                | LIST PRICE |
|-------------|---|----------------------------|------------|
| HX-0162     | Stainless-steel bottom wrap – Converts power coated painted bottom wrap to stainless-steel material                                   | All models                 | \$552.00   |
| HX-0171     | Skid feet – Stationary applications   | All models                 | No charge  |
| HX-0172     | 250°F steam – Increases outlet temperature to 250°F   | HHS-3004 models            | \$45.00    |
| HX-0174     | 250°F steam – Increases outlet temperature to 250°F   | HHS-1003 & HHS-2004 models | \$45.00    |
| HX-0176     | 250°F steam – Increases outlet temperature to 250°F   | HHS-3005 models            | \$45.00    |
| HX-0196     | Skid frame/roll cage frame – Stationary applications  | All models                 | \$942.00   |
| HX-0248     | Wireless remote – EZ-quip install   | All models                 | \$2,088.00 |
| HX-0254     | K7 unloader, flow activated (auto start/stop not available) – Converts pressure trapping unloader system to flow actuated K7 unloader | HHS-2004 & HHS-3004 models | \$289.00   |
| HX-0255     | K7 unloader, flow activated (auto start/stop not available) – Converts pressure trapping unloader system to flow actuated K7 unloader | HHS-3005 models            | \$289.00   |

## DEALER HOT WATER PRESSURE WASHERS

## STATIONARY OIL-FIRED

BELT DRIVE – HEO SERIES

Exclusive  
Dealer  
Product



HEO-3004-0E8G shown with  
fuel tank option, HX-0218

- Belt drive triplex piston pump with ceramic plungers
- Factory preset trapping unloader
- Open drip-proof electric motor
- Powder coated steel frame with removable side panels
- ½-inch schedule 80 pipe coil with 5 pancake heat exchanger
- Polyethylene float tank with in-line screen filter, 4-gallon
- 10-inch draft diverter
- Thermal relief valve
- Pressure switch and over-pressure safety controls
- 24V control system
- Adjustable high pressure detergent injector
- Adjustable thermostat
- Quick connect nozzles – 0°, 15°, 25°, 40° and fixed detergent nozzle
- 50-foot x ¾-inch steel wire-braided high pressure hose with quick connects
- Adjustable pressure insulated dual lance with trigger gun
- 1 year limited electric motor warranty
- Intertek Certified – US and Canada

| MODEL NUMBER  | PSI  | GPM | HORSEPOWER/MOTOR         | PUMP    | SHIP WT. | NET WT. | LIST PRICE  |
|---------------|------|-----|--------------------------|---------|----------|---------|-------------|
| HEO-2004-0E2G | 2000 | 4.2 | 6.0 HP, 230V, 1Ø, 27.1A  | General | 844 lb.  | 724 lb. | \$8,987.00  |
| HEO-2004-0E3G | 2000 | 4.2 | 6.0 HP, 230V, 3Ø, 17.6A  | General | 844 lb.  | 724 lb. | \$8,987.00  |
| HEO-2004-0E4G | 2000 | 4.2 | 6.0 HP, 460V, 3Ø, 8.8A   | General | 844 lb.  | 724 lb. | \$9,257.00  |
| HEO-2004-0E8G | 2000 | 4.2 | 6.0 HP, 208V, 1Ø, 29.8A  | General | 844 lb.  | 724 lb. | \$8,987.00  |
| HEO-2004-0E9G | 2000 | 4.2 | 6.0 HP, 208V, 3Ø, 20.1A  | General | 844 lb.  | 724 lb. | \$8,849.00  |
| HEO-3004-0E2G | 3000 | 3.9 | 8.0 HP, 230V, 1Ø, 38.6A  | General | 878 lb.  | 758 lb. | \$9,775.00  |
| HEO-3004-0E3G | 3000 | 3.9 | 8.0 HP, 230V, 3Ø, 21.6A  | General | 878 lb.  | 758 lb. | \$9,457.00  |
| HEO-3004-0E4G | 3000 | 3.9 | 8.0 HP, 460V, 3Ø, 10.8A  | General | 878 lb.  | 758 lb. | \$9,457.00  |
| HEO-3004-0E8G | 3000 | 3.9 | 8.0 HP, 208V, 1Ø, 42.1A  | General | 878 lb.  | 758 lb. | \$9,775.00  |
| HEO-3004-0E9G | 3000 | 3.9 | 8.0 HP, 208V, 3Ø, 24.6A  | General | 878 lb.  | 758 lb. | \$9,457.00  |
| HEO-3005-0E2G | 3000 | 4.8 | 10.0 HP, 230V, 1Ø, 45.6A | General | 878 lb.  | 758 lb. | \$10,709.00 |
| HEO-3005-0E3G | 3000 | 4.8 | 10.0 HP, 230V, 3Ø, 26.6A | General | 878 lb.  | 758 lb. | \$10,408.00 |
| HEO-3005-0E4G | 3000 | 4.8 | 10.0 HP, 460V, 3Ø, 13.3A | General | 878 lb.  | 758 lb. | \$10,408.00 |
| HEO-3005-0E8G | 3000 | 4.8 | 10.0 HP, 208V, 1Ø, 50.3A | General | 878 lb.  | 758 lb. | \$10,895.00 |
| HEO-3005-0E9G | 3000 | 4.8 | 10.0 HP, 208V, 3Ø, 30.6A | General | 878 lb.  | 758 lb. | \$10,709.00 |

## DEALER HOT WATER PRESSURE WASHERS

## OPTIONS:

| PART NUMBER | DESCRIPTION   | FITS MODELS                | LIST PRICE |
|-------------|---|----------------------------|------------|
| HX-0104     | <b>K7 unloader, flow activated (auto start/stop not available)</b> – Converts pressure trapping unloader system to flow actuated K7 unloader  | HEO-3004 models            | \$516.00   |
| HX-0106     | <b>Hour meter</b> – Displays the number of hours unit has been in operation   | All models                 | \$134.00   |
| HX-0107*    | <b>Time delay shutdown</b> – Timer will shut unit off automatically when trigger gun is released and timer reaches setting  | All models                 | \$698.00   |
| HX-0108*    | <b>(1) Remote station (auto start/stop not available)</b> – Adds plastic control box with rocker switches, can be mounted away from unit to control on/off, burner and soap injection   | All models                 | \$1,707.00 |
| HX-0110     | <b>Additional remotes (up to 3)</b> – Additional plastic control boxes with rocker switches, can be added to unit after the first remote is installed; Requires HX-0108, HX-0124 or HX-0223 option  | All models                 | \$565.00   |
| HX-0111     | <b>Auto start/stop</b> – When trigger gun is released timer will turn unit off, when trigger gun is pulled, unit will restart   | All models                 | \$646.00   |
| HX-0112     | <b>K7 unloader, flow activated (auto start/stop not available)</b> – Converts pressure trapping unloader system to flow actuated K7 unloader  | HEO-2004 & HEO-3005 models | \$491.00   |
| HX-0114     | <b>Dual gun</b> – Two guns may be sprayed at the same time, flow is divided between the two guns while each operator maintains equal system pressure  | HEO-3005 models            | \$672.00   |
| HX-0115     | <b>Stainless-steel access panels</b> – Converts powder coated painted access panels to stainless-steel material   | All models                 | \$439.00   |
| HX-0116     | <b>Stainless-steel coil wrap</b> – Converts powder coated painted coil wrap to stainless-steel material   | All models                 | \$429.00   |
| HX-0117     | <b>Painted box kit</b> – Adds painted side and end panels   | All models                 | \$930.00   |
| HX-0118     | <b>Painted and stainless-steel box kit</b> – Adds stainless-steel side panels and painted end panels  | All models                 | \$1,712.00 |
| HX-0120     | <b>250°F steam</b> – Increases outlet temperature to 250°F while lowering system pressure; adds re-sized 25° nozzle to be used as steam nozzle  | HEO-2004 models            | \$259.00   |
| HX-0121     | <b>250°F steam</b> – Increases outlet temperature to 250°F while lowering system pressure; adds re-sized 25° nozzle to be used as steam nozzle  | HEO-3004 models            | \$259.00   |
| HX-0122     | <b>250°F steam</b> – Increases outlet temperature to 250°F while lowering system pressure; adds re-sized 25° nozzle to be used as steam nozzle  | HEO-3005 models            | \$259.00   |
| HX-0124     | <b>Auto start/stop and first remote</b> – When trigger gun is released timer will turn unit off, when trigger gun is pulled, unit will restart; adds plastic control box with rocker switches, can be mounted away from unit to control on/off, burner and soap injection | All models                 | \$2,247.00 |
| HX-0216     | <b>Elevated float tank, 4.0-GPM</b> – Float tank is located at the back of the unit   | HEO-2004 & HEO-3004 models | \$84.00    |
| HX-0217     | <b>Elevated float tank, 5.0-GPM</b> – Float tank is located at the back of the unit   | HEO-3005 models            | \$84.00    |
| HX-0218     | <b>(2) 10-gallon fuel tanks</b> – Adds 20-gallon fuel capacity to units versus hose hook-up to fuel supply; Requires HX-0216 or HX-0217 option  | All models                 | \$647.00   |
| HX-0223     | <b>Time delay shutdown and first remote</b> – Timer will shut unit off automatically when trigger gun is released and timer reaches setting; adds metal control box with push-buttons, can be mounted away from unit to control on/off, burner and soap injection         | All models                 | \$1,954.00 |
| HX-0288     | <b>(1) Remote station</b> – Adds metal control box with push-buttons, can be mounted away from unit to control on/off, burner and soap injection  | All models                 | \$2,528.00 |
| HX-0289     | <b>Time delay shutdown and first remote</b> – See HX-0223 for description   | All models                 | \$2,921.00 |
| HX-0290     | <b>Additional remote boxes (up to 3)</b> – Additional metal control boxes with push-buttons, can be added to unit after the first remote is installed; requires HX-0288 or HX-0289 option   | All models                 | \$1,236.00 |

\*You cannot order HX-0107 and HX-0108 together, you will need to order HX-0223 instead.



## DEALER HOT WATER PRESSURE WASHERS

## STATIONARY NATURAL GAS/LP

BELT DRIVE – HEG SERIES

Exclusive  
Dealer  
Product



HEG-3004-0E2G

NOTE: 3 DAY SHIP UNITS – BOTH THE HEG-2004-0E2G AND HEG-3004-0E2G ARE AVAILABLE WITH OR WITHOUT THE HX-0105 AND HX-0109 OPTIONS.

- Belt drive triplex piston pump with ceramic plungers
- Factory preset trapping unloader
- Open drip-proof electric motor
- Powder coated steel frame
- ½-inch schedule 80-coil heat exchanger
- Polyethylene float tank with in-line screen filter, 4-gallon
- Natural gas or LP-gas fired (vapor only) natural draft with aspirating-type burner, 10-inch stack
- 10-inch draft diverter
- Thermal relief valve
- Electronic ignition with standing pilot light
- Pressure switch and over-pressure safety controls
- 24V control system
- Adjustable high pressure detergent injector
- Adjustable thermostat
- Quick connect nozzles – 0°, 15°, 25°, 40° and fixed detergent nozzle
- 50-foot x ¾-inch steel wire-braided high pressure hose with quick connects
- Adjustable pressure insulated dual lance with trigger gun
- 1 year limited electric motor warranty
- Intertek Certified – US and Canada

| MODEL NUMBER                            | PSI  | GPM | HORSEPOWER/MOTOR         | PUMP    | SHIP WT. | NET WT. | LIST PRICE  |
|---|------|-----|--------------------------|---------|----------|---------|-------------|
| HEG-1805-0E2G                           | 1800 | 4.7 | 6.0 HP, 230V, 1Ø, 25.5A  | General | 844 lb.  | 724 lb. | \$9,420.00  |
| HEG-1805-0E3G                           | 1800 | 4.7 | 6.0 HP, 230V, 3Ø, 16.0A  | General | 844 lb.  | 724 lb. | \$9,414.00  |
| HEG-1805-0E4G                           | 1800 | 4.7 | 6.0 HP, 460V, 3Ø, 8.0A   | General | 844 lb.  | 724 lb. | \$9,420.00  |
| HEG-1805-0E8G                           | 1800 | 4.7 | 6.0 HP, 208V, 1Ø, 28.2A  | General | 844 lb.  | 724 lb. | \$9,595.00  |
| HEG-1805-0E9G                           | 1800 | 4.7 | 6.0 HP, 208V, 3Ø, 18.5A  | General | 844 lb.  | 724 lb. | \$9,414.00  |
| HEG-2004-0E2G<br><i>3 Day Ship Unit</i> | 2000 | 4.2 | 6.0 HP, 230V, 1Ø, 25.5A  | General | 844 lb.  | 724 lb. | \$9,600.00  |
| HEG-2004-0E3G                           | 2000 | 4.2 | 6.0 HP, 230V, 3Ø, 16.0A  | General | 844 lb.  | 724 lb. | \$9,420.00  |
| HEG-2004-0E4G                           | 2000 | 4.2 | 6.0 HP, 460V, 3Ø, 8.0A   | General | 844 lb.  | 724 lb. | \$9,420.00  |
| HEG-2004-0E8G                           | 2000 | 4.2 | 6.0 HP, 208V, 1Ø, 28.2A  | General | 844 lb.  | 724 lb. | \$9,600.00  |
| HEG-2004-0E9G                           | 2000 | 4.2 | 6.0 HP, 208V, 3Ø, 18.5A  | General | 844 lb.  | 724 lb. | \$9,414.00  |
| HEG-3004-0E2G<br><i>3 Day Ship Unit</i> | 3000 | 3.9 | 8.0 HP, 230V, 1Ø, 37.0A  | General | 878 lb.  | 758 lb. | \$9,884.00  |
| HEG-3004-0E3G                           | 3000 | 3.9 | 8.0 HP, 230V, 3Ø, 20.0A  | General | 878 lb.  | 758 lb. | \$9,980.00  |
| HEG-3004-0E4G                           | 3000 | 3.9 | 8.0 HP, 460V, 3Ø, 10.0A  | General | 878 lb.  | 758 lb. | \$9,980.00  |
| HEG-3004-0E5G                           | 3000 | 3.9 | 8.0 HP, 575V, 3Ø, 8.0A   | General | 878 lb.  | 758 lb. | \$10,473.00 |
| HEG-3004-0E8G                           | 3000 | 3.9 | 8.0 HP, 208V, 1Ø, 40.5A  | General | 878 lb.  | 758 lb. | \$10,312.00 |
| HEG-3004-0E9G                           | 3000 | 3.9 | 8.0 HP, 208V, 3Ø, 23.0A  | General | 878 lb.  | 758 lb. | \$10,149.00 |
| HEG-3005-0E2G                           | 3000 | 4.8 | 10.0 HP, 230V, 1Ø, 44.0A | General | 878 lb.  | 758 lb. | \$11,679.00 |
| HEG-3005-0E3G                           | 3000 | 4.8 | 10.0 HP, 230V, 3Ø, 25.0A | General | 878 lb.  | 758 lb. | \$10,780.00 |
| HEG-3005-0E4G                           | 3000 | 4.8 | 10.0 HP, 460V, 3Ø, 12.5A | General | 878 lb.  | 758 lb. | \$10,780.00 |
| HEG-3005-0E5G                           | 3000 | 4.8 | 10.0 HP, 575V, 3Ø, 10.0A | General | 878 lb.  | 758 lb. | \$10,775.00 |
| HEG-3005-0E8G                           | 3000 | 4.8 | 10.0 HP, 208V, 1Ø, 48.7A | General | 878 lb.  | 758 lb. | \$11,112.00 |
| HEG-3005-0E9G                           | 3000 | 4.8 | 10.0 HP, 208V, 3Ø, 29.0A | General | 878 lb.  | 758 lb. | \$10,955.00 |

## DEALER HOT WATER PRESSURE WASHERS

## OPTIONS:

| PART NUMBER                         | DESCRIPTION   | FITS MODELS                       | LIST PRICE        |
|-------------------------------------|---|-----------------------------------|-------------------|
| HX-0104                             | <b>K7 unloader, flow activated (auto start/stop not available)</b> – Converts pressure trapping unloader system to flow actuated K7 unloader  | HEG-3004 models                   | <b>\$516.00</b>   |
| HX-0105<br><i>3 Day Ship Option</i> | <b>Liquid propane (vapor only)</b> – Converts natural gas pressure washer to operate on liquid propane (vapor only)   | All models                        | <b>\$128.00</b>   |
| HX-0106                             | <b>Hour meter</b> – Displays the number of hours unit has been in operation   | All models                        | <b>\$134.00</b>   |
| HX-0107*                            | <b>Time delay shutdown</b> – Timer will shut unit off automatically when trigger gun is released and timer reaches setting  | All models                        | <b>\$698.00</b>   |
| HX-0108*                            | <b>(1) Remote station (auto start/stop not available)</b> – Adds plastic control box with rocker switches, can be mounted away from unit to control on/off, burner and soap injection   | All models                        | <b>\$1,707.00</b> |
| HX-0109<br><i>3 Day Ship Option</i> | <b>Time delay shutdown and first remote – plastic control box</b> – Timer will shut unit off automatically when trigger gun is released and timer reaches setting; adds plastic control box with rocker switches, can be mounted away from unit to control on/off, burner and soap injection    | All models                        | <b>\$2,206.00</b> |
| HX-0110                             | <b>Additional remotes (up to 3)</b> – Additional plastic control boxes with rocker switches, can be added to unit after the first remote is installed; requires HX-0108 or HX-0124 option   | All models                        | <b>\$565.00</b>   |
| HX-0111                             | <b>Auto start/stop</b> – When trigger gun is released timer will turn unit off, when trigger gun is pulled, unit will restart   | All models                        | <b>\$646.00</b>   |
| HX-0112                             | <b>K7 unloader, flow activated (auto start/stop not available)</b> – Converts pressure trapping unloader system to flow actuated K7 unloader  | All models except HEG-3004 models | <b>\$491.00</b>   |
| HX-0113                             | <b>Dual gun</b> – Two guns may be sprayed at the same time, flow is divided between the two guns while each operator maintains equal system pressure  | HEG-1805 models                   | <b>\$578.00</b>   |
| HX-0114                             | <b>Dual gun</b> – See HX-0113 for description   | HEG-3005 models                   | <b>\$672.00</b>   |
| HX-0115                             | <b>Stainless-steel access panels</b> – Converts powder coated painted access panels to stainless-steel material   | All models                        | <b>\$439.00</b>   |
| HX-0116                             | <b>Stainless-steel coil wrap</b> – Converts powder coated painted coil wrap to stainless-steel material   | All models                        | <b>\$429.00</b>   |
| HX-0117                             | <b>Painted box kit</b> – Adds painted side and end panels   | All models                        | <b>\$930.00</b>   |
| HX-0118                             | <b>Painted and stainless-steel box kit</b> – Adds stainless-steel side panels and painted end panels  | All models                        | <b>\$1,712.00</b> |
| HX-0119                             | <b>250°F steam</b> – Increases outlet temperature to 250°F while lowering system pressure; adds re-sized 25° nozzle to be used as steam nozzle  | HEG-1805 models                   | <b>\$259.00</b>   |
| HX-0120                             | <b>250°F steam</b> – Increases outlet temperature to 250°F while lowering system pressure; adds re-sized 25° nozzle to be used as steam nozzle  | HEG-2004 models                   | <b>\$259.00</b>   |
| HX-0121                             | <b>250°F steam</b> – Increases outlet temperature to 250°F while lowering system pressure; adds re-sized 25° nozzle to be used as steam nozzle  | HEG-3004 models                   | <b>\$259.00</b>   |
| HX-0122                             | <b>250°F steam</b> – Increases outlet temperature to 250°F while lowering system pressure; adds re-sized 25° nozzle to be used as steam nozzle  | HEG-3005 models                   | <b>\$259.00</b>   |
| HX-0124                             | <b>Auto start/stop and first remote – plastic control box</b> – When trigger gun is released timer will turn unit off, when trigger gun is pulled, unit will restart; adds plastic control box with rocker switches, can be mounted away from unit to control on/off, burner and soap injection | All models                        | <b>\$2,247.00</b> |
| HX-0154                             | <b>All stainless-steel frame and hardware on modular units</b> – Converts powder coated painted frame and hardware to stainless-steel material  | All models                        | <b>\$4,120.00</b> |
| HX-0216                             | <b>Elevated float tank, 4.0-GPM</b> – Float tank is located at the back of the unit   | HEG-2004 & HEG-3004 models        | <b>\$84.00</b>    |
| HX-0217                             | <b>Elevated float tank, 5.0-GPM</b> – Float tank is located at the back of the unit   | HEG-1805 & HEG-3005 models        | <b>\$84.00</b>    |
| HX-0288                             | <b>(1) Remote station</b> – Adds metal control box with push-buttons, can be mounted away from unit to control on/off, burner and soap injection  | All models                        | <b>\$2,528.00</b> |
| HX-0289                             | <b>Time delay shutdown and first remote – metal control box</b> – Timer will shut unit off automatically when trigger gun is released and timer reaches setting; adds metal control box with push-buttons, can be mounted away from unit to control on/off, burner and soap injection           | All models                        | <b>\$2,921.00</b> |
| HX-0290                             | <b>Additional remote boxes (up to 3)</b> – Additional metal control boxes with push-buttons, can be added to unit after the first remote is installed; requires HX-0288 or HX-0289 option   | All models                        | <b>\$1,236.00</b> |
| HX-0296                             | <b>Programmable logic controller</b> – Includes auto start/stop and timed lockout   | All models                        | <b>\$1,006.00</b> |
| HX-0297                             | <b>Programmable logic controller with first remote</b> – Includes auto start/stop, timed lockout and detergent solenoid   | All models                        | <b>\$1,894.00</b> |
| HX-0299                             | <b>Auto start/stop and first remote – metal control box</b> – When trigger gun is released timer will turn unit off, when trigger gun is pulled, unit will restart; adds metal control box with push-buttons, can be mounted away from unit to control on/off, burner and soap injection        | All models                        | <b>\$3,326.00</b> |

\*You cannot order HX-0107 and HX-0108 together, you will need to order HX-0109 instead. HX-0107 and HX-0108 can be ordered separately.

# DEALER HOT WATER PRESSURE WASHERS

## STATIONARY NATURAL GAS/LP

BELT DRIVE – HEG HIGH VOLUME WASH SERIES

Exclusive  
Dealer  
Product



HEG-3008-1E3G

- Belt drive triplex piston pump with ceramic plungers
- Factory preset unloader
- Open drip-proof electric motor
- Powder coated steel frame
- ½-inch schedule 80 coil with 8-pancake heat exchanger (¾-inch on HEG-2010 models)
- Polyethylene float tank with in-line screen filter, 8-gallon
- Adjustable outlet thermostat for main temperature control
- Natural gas or LP-gas fired (vapor only) natural draft with aspirating-type burner, 12-inch stack
- Electronic ignition with intermittent pilot
- Hour meter
- Time delay shutdown
- Unique coil design allows thermostat to sense upstream water temperature to regulate outlet temperatures preventing large temperature swings
- Quick connect nozzles – 0°, 15°, 25°, 40° and fixed detergent nozzle
- 50-foot x ¾-inch steel wire-braided high pressure hose with quick connects (½-inch on HEG-2010 models)
- Adjustable pressure insulated dual lance with trigger gun
- 1 year limited electric motor warranty
- Intertek Certified – US and Canada

| MODEL NUMBER  | PSI  | GPM | HORSEPOWER/MOTOR         | PUMP    | SHIP WT. | NET WT.  | LIST PRICE  |
|---------------|------|-----|--------------------------|---------|----------|----------|-------------|
| HEG-2010-1E3G | 2000 | 9.9 | 15.0 HP, 230V, 3Ø, 40.6A | General | 1570 lb. | 1420 lb. | \$21,813.00 |
| HEG-2010-1E4G | 2000 | 9.9 | 15.0 HP, 460V, 3Ø, 20.3A | General | 1570 lb. | 1420 lb. | \$21,825.00 |
| HEG-2010-1E5G | 2000 | 9.9 | 15.0 HP, 575V, 3Ø, 16.2A | General | 1539 lb. | 1389 lb. | \$21,831.00 |
| HEG-2010-1E9G | 2000 | 9.9 | 15.0 HP, 208V, 3Ø, 44.0A | General | 1553 lb. | 1403 lb. | \$22,198.00 |
| HEG-3008-1E3G | 3000 | 7.8 | 15.0 HP, 230V, 3Ø, 40.6A | General | 1207 lb. | 1057 lb. | \$18,195.00 |
| HEG-3008-1E4G | 3000 | 7.8 | 15.0 HP, 460V, 3Ø, 20.3A | General | 1207 lb. | 1057 lb. | \$18,749.00 |
| HEG-3008-1E5G | 3000 | 7.8 | 15.0 HP, 575V, 3Ø, 16.2A | General | 1176 lb. | 1026 lb. | \$18,755.00 |
| HEG-3008-1E9G | 3000 | 7.8 | 15.0 HP, 208V, 3Ø, 44.0A | General | 1190 lb. | 1040 lb. | \$19,111.00 |

Note: Draft diverter is not included.

## DEALER HOT WATER PRESSURE WASHERS

## ACCESSORY:

| PART NUMBER | DESCRIPTION  | FITS MODELS | LIST PRICE |
|-------------|--|-------------|------------|
| 50-0186     | <b>Draft diverter, 12-inch</b> – For use during installation, prevents backdrafts through the flue | All models  | \$547.90   |

## OPTIONS:

| PART NUMBER | DESCRIPTION  | FITS MODELS     | LIST PRICE |
|-------------|--|-----------------|------------|
| HX-0110     | <b>Additional remotes (up to 3)</b> – Additional plastic control boxes with rocker switches, can be added to unit after the first remote is installed; requires HX-0182 option | All models      | \$565.00   |
| HX-0180     | <b>Liquid propane (vapor only)</b> – Converts natural gas pressure washer to operate on liquid propane (vapor only)  | HEG-3008 models | \$123.00   |
| HX-0181     | <b>Auto start/stop</b> – When trigger gun is released timer will turn unit off, when trigger gun is pulled, unit will restart  | All models      | \$164.00   |
| HX-0182     | <b>(1) Remote station</b> – Adds plastic control box with rocker switches, can be mounted away from unit to control on/off, burner and soap injection                          | All models      | \$1,254.00 |
| HX-0187     | <b>Stainless-steel access panels</b> – Converts powder coated painted access panels to stainless-steel material  | HEG-3008 models | \$575.00   |
| HX-0188     | <b>Stainless-steel coil wrap</b> – Converts powder coated painted coil wrap to stainless-steel material  | HEG-3008 models | \$758.00   |
| HX-0189     | <b>Liquid propane (vapor only)</b> – Converts natural gas pressure washer to operate on liquid propane (vapor only)  | HEG-2010 models | \$97.00    |
| HX-0193     | <b>Stainless-steel access panels</b> – Converts powder coated painted access panels to stainless-steel material  | HEG-2010 models | \$582.00   |
| HX-0194     | <b>Stainless-steel coil wrap</b> – Converts powder coated painted coil wrap to stainless-steel material  | HEG-2010 models | \$758.00   |
| HX-0267     | <b>Balanced temperature control</b> – Thermostat in heating coil anticipates spiking temperature and cycles the burner to maintain steady outlet temperatures                  | HEG-3008 models | \$139.00   |
| HX-0268     | <b>Balanced temperature control</b> – See HX-0267 for description  | HEG-2010 models | \$139.00   |
| HX-0269     | <b>Dual gun</b> – Two guns may be sprayed at the same time, flow is divided between the two guns while each operator maintains equal system pressure                           | HEG-3008 models | \$717.00   |
| HX-0270     | <b>Dual gun</b> – See HX-0269 for description  | HEG-2010 models | \$815.00   |
| HX-0290     | <b>Additional remotes (up to 3)</b> – Additional metal control boxes with push-buttons, can be added to unit after the first remote is installed; requires HX-0291 option      | All models      | \$1,236.00 |
| HX-0291     | <b>(1) Remote station</b> – Adds metal control box with push-buttons, can be mounted away from unit to control on/off, burner and soap injection                               | All models      | \$2,067.00 |



## DEALER HOT WATER PRESSURE WASHERS

## PORTABLE GASOLINE

DIRECT DRIVE – DHS SERIES



DH-3504-SP3K6A

NOTE: 3 DAY SHIP UNIT – DH-3504-SP3H6A IS AVAILABLE WITH OR WITHOUT THE HX-0286 OPTION.

- Direct drive triplex piston pump with ceramic plungers
- External bypass system protects from heat build-up (AR pump models)
- Preset stainless-steel and brass unloader valve
- Performance-proven engine with low-oil protection
- Electro Magnetic Firing (EMF) system
- Reinforced powder coated steel frame with center balanced lift
- 13-inch flat-free tires
- Top-fired powder coated heat exchanger
- Quick connect nozzles – 0°, 15°, 25° and 40°
- 50-foot x 3/8-inch steel wire-braided high pressure hose with quick connects
- Adjustable pressure insulated dual lance with trigger gun
- 3 year limited Honda, Kohler, Mi-T-M and Vanguard engine warranties
- CSA Certified – US and Canada (Consult factory for models)

| MODEL NUMBER                             | PSI  | GPM | DISPLACEMENT/ENGINE    | PUMP   | SHIP WT. | NET WT. | LIST PRICE |
|--|------|-----|------------------------|--------|----------|---------|------------|
| DH-2503-SP0H6M<br><i>3 Day Ship Unit</i> | 2500 | 2.6 | 196cc Honda GX200 OHV  | Mi-T-M | 411 lb.  | 295 lb. | \$6,016.00 |
| DH-2503-SP0K6M                           | 2500 | 2.6 | 208cc Kohler CH270 OHV | Mi-T-M | 411 lb.  | 295 lb. | \$6,182.00 |
| DH-2503-SP0M6M                           | 2500 | 2.6 | 212cc Mi-T-M OHV       | Mi-T-M | 411 lb.  | 295 lb. | \$5,740.00 |
| DH-3003-SP3H6A                           | 3000 | 2.9 | 270cc Honda GX270 OHV+ | AR     | 530 lb.  | 407 lb. | \$7,301.00 |
| DH-3504-SP3H6A<br><i>3 Day Ship Unit</i> | 3500 | 3.3 | 389cc Honda GX390 OHV+ | AR     | 551 lb.  | 428 lb. | \$7,969.00 |
| DH-3504-SP3K6A                           | 3500 | 3.3 | 429cc Kohler CH440 OHV | AR     | 551 lb.  | 428 lb. | \$7,977.00 |
| DH-3504-SP3M6A                           | 3500 | 3.3 | 420cc Mi-T-M OHV       | AR     | 551 lb.  | 428 lb. | \$7,540.00 |
| DH-3504-SP3V6A                           | 3500 | 3.3 | 408cc Vanguard OHV     | AR     | 551 lb.  | 428 lb. | \$7,915.00 |

*+49 state engine. Not for sale in California.*

## ACCESSORIES:

| PART NUMBER | DESCRIPTION  | FITS MODELS             | LIST PRICE |
|-------------|--|-------------------------|------------|
| 50-0161     | <b>High pressure detergent injector</b> – High pressure water mixes with detergent to clean even the heaviest build-up | All models              | \$131.60   |
| 850-0433    | <b>50-foot x 3/8-inch hose</b> – For when you need extra hose for added mobility                                       | 3500-PSI models         | \$345.60   |
| 851-0262    | <b>50-foot x 3/8-inch hose</b> – For when you need extra hose for added mobility                                       | 2500 to 3000-PSI models | \$265.40   |

## OPTIONS:

| PART NUMBER                         | DESCRIPTION  | FITS MODELS             | LIST PRICE |
|-------------------------------------|--|-------------------------|------------|
| HX-0234                             | <b>Low pressure detergent injector</b> – Allows the user to apply the recommended detergents   | 2500-PSI models         | \$152.00   |
| HX-0274                             | <b>Rain cap</b> – Protects boiler from moisture build-up when unit is left outside   | 3000 to 3500-PSI models | \$30.00    |
| HX-0236                             | <b>Hour meter</b> – Displays the number of hours unit has been in operation  | 2500-PSI models         | \$128.00   |
| HX-0279*                            | <b>Hour meter</b> – Displays the number of hours unit has been in operation  | 3000 to 3500-PSI models | \$172.00   |
| HX-0233                             | <b>Adjustable thermostat</b> – Operator is able to adjust outlet water temperature between 98°-248°F   | 2500-PSI models         | \$165.00   |
| HX-0280*                            | <b>Adjustable thermostat</b> – Operator is able to adjust outlet water temperature between 98°-248°F   | 3000 to 3500-PSI models | \$196.00   |
| HX-0281                             | <b>Hour meter and adjustable thermostat</b> – Displays the number of hours unit has been in operation; operator is able to adjust outlet water temperature between 98°-248°F | 3000 to 3500-PSI models | \$244.00   |
| HX-0286<br><i>3 Day Ship Option</i> | <b>Electric start – battery not included</b> – For easy starting   | DH-3504-SP3H6A          | \$1,040.00 |
| HX-0300                             | <b>Skid feet</b> – For stationary applications   | 3000 to 3500-PSI models | \$51.00    |

*\*You cannot order HX-0279 and HX-0280 together, you will need to order HX-0281 instead. HX-0279 and HX-0280 can be ordered separately.*



## DEALER HOT WATER PRESSURE WASHERS

## PORTABLE GASOLINE

DIRECT/BELT DRIVE – DHG SERIES

Exclusive  
Dealer  
Product



DHG-4004-B0V6G

- Direct or belt drive triplex piston pump with ceramic plungers
- Factory preset unloader
- Performance-proven OHV engine with low-oil protection
- 12V electric start – battery not included
- Reinforced powder coated steel frame with center balanced lifting hook
- 15-inch pneumatic tires
- ½-inch schedule 80 pipe coil with 4-pancake bottom-fired heat exchanger
- 12V Beckett burner
- Adjustable temperature
- Hour meter
- Water output temperature is 250°F in "wet" steam
- Quick connect nozzles – 0°, 15°, 25° and 40°
- ¼-inch MEG and ¼-inch MQC wet steam nozzle –25°
- External downstream detergent injector with detergent nozzle
- 50-foot x ¾-inch steel wire-braided high pressure hose with quick connects
- Adjustable pressure insulated dual lance with trigger gun
- 3 year limited Honda and Vanguard engine warranties
- CSA Certified – US and Canada

## DIRECT DRIVE MODELS

| MODEL NUMBER           | PSI  | GPM | DISPLACEMENT/ENGINE    | PUMP    | SHIP WT. | NET WT. | LIST PRICE |
|------------------------|------|-----|------------------------|---------|----------|---------|------------|
| DHG-4004-D0H6G         | 4000 | 3.7 | 389cc Honda GX390 OHV+ | General | 601 lb.  | 478 lb. | \$8,785.00 |
| <i>3 Day Ship Unit</i> |      |     |                        |         |          |         |            |
| DHG-4004-D0V6G         | 4000 | 3.7 | 408cc Vanguard OHV     | General | 596 lb.  | 466 lb. | \$8,442.00 |

## BELT DRIVE MODELS

| MODEL NUMBER           | PSI  | GPM | DISPLACEMENT/ENGINE    | PUMP    | SHIP WT. | NET WT. | LIST PRICE |
|------------------------|------|-----|------------------------|---------|----------|---------|------------|
| DHG-4004-B0H6G         | 4000 | 3.7 | 389cc Honda GX390 OHV+ | General | 643 lb.  | 520 lb. | \$9,170.00 |
| <i>3 Day Ship Unit</i> |      |     |                        |         |          |         |            |
| DHG-4004-B0V6G         | 4000 | 3.7 | 408cc Vanguard OHV     | General | 641 lb.  | 511 lb. | \$8,828.00 |

*+49 state engine. Not for sale in California.*

## ACCESSORIES:

| PART NUMBER | DESCRIPTION                                       | FITS MODELS | LIST PRICE |
|-------------|---|-------------|------------|
| 50-0195     | Hose reel – 13-inch, 150-foot maximum hose length | All models  | \$1,328.90 |
| 50-0196     | Hose reel – 16-inch, 200-foot maximum hose length | All models  | \$1,323.00 |

## OPTIONS:

| PART NUMBER | DESCRIPTION   | FITS MODELS | LIST PRICE |
|-------------|---|-------------|------------|
| HX-0273     | Stainless-steel coil wrap – Converts power coated painted coil wrap to stainless-steel material | All models  | \$348.00   |
| HX-0278     | Skid feet – Stationary applications   | All models  | No charge  |

# DEALER HOT WATER PRESSURE WASHERS

## SKID GASOLINE/DIESEL

BELT DRIVE – HDB SERIES

Exclusive  
Dealer  
Product



HDB-3004-0K7G

- Belt drive triplex piston pump with ceramic plungers
- Factory preset unloader
- Performance-proven engine with electric start – battery not included
- Compact dimensions – will fit through a 30-inch door
- Powder coated steel skid frame
- Stainless-steel removable front panel
- Stainless-steel coil wrap heat exchanger
- 12V Beckett burner
- No. 1 or No. 2 fuel oil, diesel or kerosene fired burner (Not approved for bio-fuel)
- Adjustable thermostat
- Low pressure detergent injector
- Quick connect nozzles – 0°, 15°, 25° and 40°
- 50-foot x 3/8-inch high pressure hose with quick connects
- Adjustable pressure insulated dual lance with trigger gun
- 3 year limited Honda and Kohler engine warranties
- CSA Certified – US and Canada

### GASOLINE MODEL

| MODEL NUMBER  | PSI  | GPM | DISPLACEMENT/ENGINE    | PUMP    | SHIP WT. | NET WT. | LIST PRICE |
|---------------|------|-----|------------------------|---------|----------|---------|------------|
| HDB-3004-0H6G | 3000 | 3.9 | 389cc Honda GX390 OHV+ | General | 685 lb.  | 566 lb. | \$9,829.00 |

*+49 state engine. Not for sale in California.*

### DIESEL MODEL

| MODEL NUMBER  | PSI  | GPM | HORSEPOWER/ENGINE       | PUMP    | SHIP WT. | NET WT. | LIST PRICE  |
|---------------|------|-----|-------------------------|---------|----------|---------|-------------|
| HDB-3004-0K7G | 3000 | 3.9 | 9.1 HP Kohler KD440 OHV | General | 745 lb.  | 626 lb. | \$12,399.00 |

### ACCESSORIES:

| PART NUMBER  | DESCRIPTION  | FITS MODELS | LIST PRICE |
|--------------|--|-------------|------------|
| 50-0170      | <b>Stack adapter</b> – Allows 8-inch flue pipe to be installed to boiler exhaust port  | All models  | \$250.40   |
| 850-0324     | <b>Gasket</b> – Seals between 50-0170 stack adapter and boiler housing   | All models  | \$34.20    |
| AW-5740-0014 | <b>Wheel kit</b> – 4 rubber wheels allow the unit to become portable   | All models  | \$1,050.00 |
| AW-5740-0015 | <b>Caster wheel kit</b> – Includes 2 caster wheels and 2 rubber wheels for easier movement on flat surfaces  | All models  | \$1,093.00 |
| AW-6000-1006 | <b>Hot water skid equipment cover</b> – Keeps your equipment clean, dry and looking like new, made from 600-denier vinyl-backed polyester, water resistant, drawstrings to secure cover; Mi-T-M logo | All models  | \$310.00   |
| AW-6000-1007 | <b>Hot water skid equipment cover</b> – Keeps your equipment clean, dry and looking like new, made from 600-denier vinyl-backed polyester, water resistant, drawstrings to secure cover; no logo     | All models  | \$310.00   |

### OPTIONS:

| PART NUMBER | DESCRIPTION   | FITS MODELS | LIST PRICE |
|-------------|---|-------------|------------|
| HX-0156     | <b>Hour meter</b> – Displays the number of hours unit has been in operation   | All models  | \$171.00   |
| HX-0176     | <b>Steam</b> – Increases outlet temperature to 250°F  | All models  | \$45.00    |
| HX-0220     | <b>High pressure chemical, K7</b> – Adjustable high pressure chemical, includes float tank  | All models  | \$467.00   |
| HX-0221*    | <b>High pressure chemical, trapping unloader</b> – Adjustable high pressure chemical, includes float tank   | All models  | \$467.00   |
| HX-0225     | <b>Trapping unloader</b> – For hose runs longer than 50-foot and for cleaning elevated areas  | All models  | \$40.00    |
| HX-0226     | <b>Three-way ball valve</b> – Allows the pressure washer to be operated from garden hose, float tank or trailer supply tank by adjusting ball lever valve | All models  | \$390.00   |

*\*HX-0225 trapping unloader is required when ordering the HX-0221 high pressure chemical option.*

## DEALER HOT WATER PRESSURE WASHERS

## SKID GASOLINE/DIESEL

### BELT DRIVE – HDC SERIES

Exclusive  
Dealer  
Product



HDC-3505-1H6G

- Belt drive triplex piston pump with ceramic plungers
- Factory preset unloader
- Performance-proven OHV engine with electric start – battery not included
- Heavy-duty powder coated steel skid frame
- Stainless-steel coil wrap heat exchanger
- 12V burner – battery not included
- Polyethylene engine and burner fuel tanks
- Large polyethylene float tank
- Adjustable high pressure detergent injector
- Quick connect nozzles – 0°, 15°, 25° and 40°
- 50-foot  $\frac{3}{8}$ -inch steel wire-braided high pressure hose with quick connects
- Adjustable pressure insulated dual lance with trigger gun
- 3 year limited Honda, Kohler, Kubota and Vanguard engine warranties
- CSA Certified – US and Canada

## GASOLINE MODELS

| MODEL NUMBER     | PSI  | GPM | DISPLACEMENT/ENGINE    | PUMP    | SHIP WT. | NET WT. | LIST PRICE  |
|------------------|------|-----|------------------------|---------|----------|---------|-------------|
| HDC-3005-0V6G*   | 3000 | 4.8 | 480cc Vanguard OHV     | General | 844 lb.  | 725 lb. | \$11,130.00 |
| HDC-3505-1H6G*   | 3500 | 4.7 | GX630 Honda OHV        | General | 844 lb.  | 725 lb. | \$12,876.00 |
| HDC-3505-0K6G**^ | 3500 | 4.7 | 624cc Kohler CH620 OHV | General | 844 lb.  | 725 lb. | \$11,268.00 |
| HDC-4004-1H6A*   | 4000 | 4.0 | GX630 Honda OHV        | AR      | 844 lb.  | 725 lb. | \$13,212.00 |
| HDC-4004-0K6A*   | 4000 | 4.0 | 624cc Kohler CH620 OHV | AR      | 844 lb.  | 725 lb. | \$11,590.00 |

\*49 state fuel tank. All models sold in California are required to have the HX-0287 CARB compliant fuel tank.

^Higher performance 624cc Kohler engine.

## DIESEL MODEL

| MODEL NUMBER  | PSI  | GPM | HORSEPOWER/ENGINE       | PUMP    | SHIP WT. | NET WT. | LIST PRICE  |
|---------------|------|-----|-------------------------|---------|----------|---------|-------------|
| HDC-3505-0B7G | 3500 | 4.7 | 16.8 HP Kubota Z602 OHV | General | 940 lb.  | 836 lb. | \$22,625.00 |

## ACCESSORIES:

| PART NUMBER  | DESCRIPTION   | FITS MODELS | LIST PRICE |
|--------------|---|-------------|------------|
| 50-0170      | Stack adapter – Allows 8-inch flue pipe to be installed to boiler exhaust port  | All models  | \$250.40   |
| 850-0324     | Gasket – Seals between 50-0170 stack adapter and boiler housing   | All models  | \$34.20    |
| 850-0444     | Powder coated skid mounting brackets, 4 qty. – Allows unit to be mounted on existing trailer  | All models  | \$112.40   |
| AW-5740-0000 | Wheel kit – 4 rubber wheels allow the unit to become portable   | All models  | \$1,616.00 |
| AW-6000-1006 | Hot water skid equipment cover – Keeps your equipment clean, dry and looking like new, made from 600-denier vinyl-backed polyester, water resistant, drawstrings to secure cover; Mi-T-M logo | All models  | \$310.00   |
| AW-6000-1007 | Hot water skid equipment cover – Keeps your equipment clean, dry and looking like new, made from 600-denier vinyl-backed polyester, water resistant, drawstrings to secure cover; no logo     | All models  | \$310.00   |

## OPTIONS:

| PART NUMBER | DESCRIPTION  | FITS MODELS                                    | LIST PRICE |
|-------------|--|--|------------|
| HX-0130     | Three-way ball valve – Allows the pressure washer to be operated from garden hose, float tank or trailer supply tank by adjusting ball lever valve | All models                                     | \$359.00   |
| HX-0147     | Four-point lifting capability – Allows unit to be lifted by crane  | All models                                     | \$123.00   |
| HX-0156     | Hour meter – Displays the number of hours unit has been in operation   | All models                                     | \$171.00   |
| HX-0200     | Trapping unloader – For hose runs longer than 50-foot and for cleaning elevated areas  | HDC-3005 & HDC-3505 models                     | \$64.00    |
| HX-0212     | Adjustable temperature control – Operator is able to adjust outlet water temperature between 96°-250°F   | All models                                     | \$84.00    |
| HX-0229     | Clutch drive pump – Stops the pump from spinning in bypass mode and helps extend the life of the pump; changes GPM to 4.3 when added to the unit   | HDC-3005-0V6G                                  | \$502.00   |
| HX-0230     | Clutch drive pump – Stops the pump from spinning in bypass mode and helps extend the life of the pump; changes GPM to 4.2 when added to the unit   | HDC-3505 models                                | \$502.00   |
| HX-0266     | Clutch drive pump – Stops the pump from spinning in bypass mode and helps extend the life of the pump; standard flow rate                          | HDC-3005 & HDC-3505 models                     | \$1,424.00 |
| HX-0282     | 30-gallon steel diesel fuel tank – Supplies fuel to engine and burner  | HDC-3505-0B7G                                  | \$755.00   |
| HX-0287     | California compliant fuel tank – Replaces the EPA plastic fuel tank with a CARB approved painted steel tank  | Required on gasoline models sold in California | \$294.00   |

## DEALER HOT WATER PRESSURE WASHERS

## SKID GASOLINE/DIESEL

BELT DRIVE – HVS SERIES

Exclusive  
Dealer  
Product



HVS-4005-0B7G

- Belt drive triplex piston pump with ceramic plungers
- Factory preset unloader
- Performance-proven engine with electric start – battery not included
- Heavy-duty powder coated steel skid frame
- 2900-watt generator
- No. 1 or No. 2 diesel or kerosene fired burner (Not approved for bio-fuel)
- High quality fuel filter/water separator ensures clean fuel supply
- 80-mesh, high-volume, stainless-steel screen inlet water strainer
- Pressure relief valve protects against excessive system pressure
- Heavy-duty dual cogged belt drive system
- Polyethylene burner and engine fuel tanks
- Quick connect nozzles – 0°, 15°, 25°, 40° and fixed detergent nozzle
- 50-foot x 3/8-inch steel wire-braided high pressure hose with quick connects
- Adjustable pressure insulated dual lance with trigger gun
- 3 year limited Honda, Kohler, Kubota and Vanguard engine warranties
- CSA Certified – US and Canada

## GASOLINE MODELS

| MODEL NUMBER                             | PSI  | GPM | DISPLACEMENT/ENGINE    | PUMP    | SHIP WT. | NET WT. | LIST PRICE  |
|--|------|-----|------------------------|---------|----------|---------|-------------|
| HVS-3005-0V6G*                           | 3000 | 4.8 | 480cc Vanguard OHV     | General | 816 lb.  | 710 lb. | \$11,434.00 |
| HVS-3008-1H6G*                           | 3000 | 7.8 | GX690 Honda OHV        | General | 854 lb.  | 750 lb. | \$15,329.00 |
| HVS-3008-0K6G*                           | 3000 | 7.8 | 725cc Kohler CH730 OHV | General | 934 lb.  | 854 lb. | \$14,805.00 |
| HVS-3505-1H6G*                           | 3500 | 4.7 | GX630 Honda OHV        | General | 854 lb.  | 750 lb. | \$12,932.00 |
| HVS-3505-0K6G*^                          | 3500 | 4.7 | 624cc Kohler CH620 OHV | General | 854 lb.  | 750 lb. | \$11,819.00 |
| HVS-3506-1H6G*<br><i>3 Day Ship Unit</i> | 3500 | 5.6 | GX630 Honda OHV        | General | 864 lb.  | 760 lb. | \$12,932.00 |
| HVS-3506-0K6G*                           | 3500 | 5.6 | 725cc Kohler CH730 OHV | General | 864 lb.  | 760 lb. | \$12,662.00 |

\*49 state fuel tank. All models sold in California are required to have the HX-0287 CARB compliant fuel tank.

^Higher performance 624cc Kohler engine.

## DIESEL MODELS

| MODEL NUMBER  | PSI  | GPM | HORSEPOWER/ENGINE       | PUMP    | SHIP WT. | NET WT. | LIST PRICE  |
|---------------|------|-----|-------------------------|---------|----------|---------|-------------|
| HVS-3006-0B7G | 3000 | 5.6 | 16.8 HP Kubota Z602 OHV | General | 940 lb.  | 836 lb. | \$22,759.00 |
| HVS-3008-0B7G | 3000 | 7.8 | 24.8 HP Kubota D902 OHV | General | 940 lb.  | 836 lb. | \$25,988.00 |
| HVS-4005-0B7G | 4000 | 4.5 | 16.8 HP Kubota Z602 OHV | General | 940 lb.  | 836 lb. | \$23,642.00 |

## DEALER HOT WATER PRESSURE WASHERS

## ACCESSORIES:

| PART NUMBER  | DESCRIPTION  | FITS MODELS | LIST PRICE |
|--------------|--|-------------|------------|
| 20-1070A18   | <b>Removable painted front panel</b> – Provides a protective panel and gives unit a more finished look   | All models  | \$158.40   |
| 20-1366A52   | <b>Black powder coated rain cap, octagonal</b> – Protects boiler from moisture build-up when unit is left outside  | All models  | \$111.30   |
| 50-0177      | <b>Stack adapter</b> – Allows 8-inch flue pipe to be installed to boiler exhaust port  | All models  | \$283.60   |
| 850-0324     | <b>Gasket</b> – Seals between 50-0177 stack adapter and boiler housing   | All models  | \$34.20    |
| 850-0444     | <b>Powder coated skid mounting brackets, 4 qty.</b> – Allows unit to be mounted on existing trailer  | All models  | \$112.40   |
| AW-5740-0000 | <b>Wheel kit</b> – 4 rubber wheels allow the unit to become portable   | All models  | \$1,616.00 |
| AW-6000-1006 | <b>Hot water skid equipment cover</b> – Keeps your equipment clean, dry and looking like new, made from 600-denier vinyl-backed polyester, water resistant, drawstrings to secure cover; Mi-T-M logo | All models  | \$310.00   |
| AW-6000-1007 | <b>Hot water skid equipment cover</b> – Keeps your equipment clean, dry and looking like new, made from 600-denier vinyl-backed polyester, water resistant, drawstrings to secure cover; no logo     | All models  | \$310.00   |

## OPTIONS:

| PART NUMBER | DESCRIPTION   | FITS MODELS   | LIST PRICE |
|-------------|---|---|------------|
| HX-0130     | <b>Three-way ball valve</b> – Allows the pressure washer to be operated from garden hose, float tank or trailer supply tank by adjusting ball lever valve   | All models  | \$359.00   |
| HX-0131     | <b>High pressure detergent injector, K7</b> – Supplies soap injection through the high pressure pump while spraying; pressure washers with K7 flow actuated unloaders only                              | HVS-3005-0V6G, HVS-3006 & 3500-PSI models                     | \$128.00   |
| HX-0133     | <b>Steam combination 250°F, K7</b> – Increases outlet temperature to 250°F while lowering system pressure; for models equipped with K7 flow actuated unloaders  | HVS-3005-0V6G, HVS-3006-0B7G, HVS-3505 models & HVS-3506-1H6G | \$259.00   |
| HX-0138*    | <b>Steam combination 250°F</b> – Increases outlet temperature to 250°F while lowering system pressure   | HVS-3005-0V6G   | \$46.00    |
| HX-0139*    | <b>Steam combination 250°F</b> – Increases outlet temperature to 250°F while lowering system pressure   | HVS-3505 models   | \$46.00    |
| HX-0140*    | <b>Steam combination 250°F</b> – Increases outlet temperature to 250°F while lowering system pressure   | HVS-3506-1H6G   | \$46.00    |
| HX-0141*    | <b>Steam combination 250°F</b> – Increases outlet temperature to 250°F while lowering system pressure   | HVS-3006-0B7G   | \$46.00    |
| HX-0142     | <b>Steam combination 250°F</b> – Increases outlet temperature to 250°F while lowering system pressure   | HVS-4005-0B7G   | \$46.00    |
| HX-0143     | <b>Trapping unloader</b> – For hose runs longer than 50-foot and for cleaning elevated areas  | HVS-3006 & HVS-3506 models                                    | \$85.00    |
| HX-0145     | <b>Adjustable thermostat</b> – Operator is able to adjust outlet water temperature between 86°-248°F  | All models  | \$85.00    |
| HX-0146     | <b>Hour meter</b> – Displays the number of hours unit has been in operation   | All models  | \$139.00   |
| HX-0147     | <b>Four-point lifting capability</b> – Allows unit to be lifted by crane  | All models  | \$123.00   |
| HX-0148*    | <b>Adjustable detergent valve</b> – Adds the adjustable detergent valve to the control panel for the high pressure soap   | HVS-3005-0V6G, HVS-3008 models & HVS-3506-1H6G                | \$128.00   |
| HX-0149*    | <b>Dual gun</b> – Two guns may be sprayed at the same time, flow is divided between the two guns while each operator maintains equal system pressure  | HVS-3006 & HVS-3506 models                                    | \$578.00   |
| HX-0198     | <b>Stainless-steel frame</b> – Converts powder coated painted frame to stainless-steel material   | All models  | \$6,491.00 |
| HX-0200     | <b>Trapping unloader</b> – For hose runs longer than 50-foot and for cleaning elevated areas  | HVS-3005-0V6G & HVS-3505 models                               | \$64.00    |
| HX-0202     | <b>Dual gun</b> – Two guns may be sprayed at the same time, flow is divided between the two guns while each operator maintains equal system pressure  | HVS-3008 models   | \$722.00   |
| HX-0252     | <b>Pressure washer option for PWR-10-OME1 trailer-mount package</b> – Adds clutch drive pump option, larger 4.9 kW generator that is wired for burner and PWR-10-OME1 with dual filters option, WX-0129 | HVS-3505-1H6G   | \$427.00   |
| HX-0257     | <b>Clutch drive pump</b> – Stops the pump from spinning in bypass mode and helps extend the life of the pump; changes GPM to 4.3 when added to the unit   | HVS-3005-0V6G   | \$604.00   |
| HX-0258     | <b>Clutch drive pump</b> – Stops the pump from spinning in bypass mode and helps extend the life of the pump; changes GPM to 4.2 when added to the unit   | HVS-3505 models   | \$700.00   |
| HX-0263     | <b>Clutch drive pump</b> – Stops the pump from spinning in bypass mode and helps extend the life of the pump; standard flow rate  | HVS-3008 gasoline models                                      | \$1,806.00 |
| HX-0264     | <b>Clutch drive pump</b> – Stops the pump from spinning in bypass mode and helps extend the life of the pump; standard flow rate  | HVS-3005 & HVS-3505 models                                    | \$1,410.00 |
| HX-0265     | <b>Clutch drive pump</b> – Stops the pump from spinning in bypass mode and helps extend the life of the pump; standard flow rate  | HVS-3506 models   | \$1,410.00 |
| HX-0285     | <b>30-gallon steel diesel fuel tank</b> – Supplies fuel to engine and burner  | Diesel models   | \$567.00   |
| HX-0287     | <b>California compliant fuel tank</b> – Replaces the EPA plastic fuel tank with a CARB approved painted steel tank  | Required on gasoline models sold in California                | \$294.00   |

\*Requires trapping unloader.

Note: To order options HX-0138 to HX-0141 or HX-0149 you must order option HX-0143 or HX-0200.

## DEALER HOT WATER PRESSURE WASHERS

## SKID GASOLINE/DIESEL

BELT DRIVE – HDS SERIES

Exclusive  
Dealer  
Product



HDS-4005-2H6G

- Belt drive triplex piston pump with ceramic plungers
- Factory preset unloader
- Performance-proven engine with electric start – battery not included
- Heavy-duty powder coated steel skid frame
- Stainless-steel removable front panel for access to pump
- Stainless-steel coil wrap and control panel
- 2900-watt generator
- Three-way ball valve for inlet selection
- 120V/15-amp auxiliary GFCI outlet
- Hour meter
- Adjustable thermostat
- Adjustable high pressure detergent injector
- Quick connect nozzles – 0°, 15°, 25°, 40° plus wet steam and fixed detergent nozzle
- 25° nozzle for wet steam operation
- 50-foot x 3/8-inch steel wire-braided high pressure hose with quick connects (1/2-inch on HDS-3008 models)
- Adjustable pressure insulated dual lance with trigger gun
- 3 year limited Honda, Kohler, Kubota and Vanguard engine warranties
- CSA Certified – US and Canada

## GASOLINE MODELS

| MODEL NUMBER           | PSI  | GPM | DISPLACEMENT/ENGINE    | PUMP    | SHIP WT. | NET WT. | LIST PRICE  |
|------------------------|------|-----|------------------------|---------|----------|---------|-------------|
| HDS-3005-0V6G*         | 3000 | 4.8 | 480cc Vanguard OHV     | General | 854 lb.  | 750 lb. | \$12,957.00 |
| HDS-3008-1H6G*         | 3000 | 7.8 | GX690 Honda OHV        | General | 934 lb.  | 830 lb. | \$16,677.00 |
| HDS-3008-0K6G*         | 3000 | 7.8 | 725cc Kohler CH730 OHV | General | 934 lb.  | 854 lb. | \$16,251.00 |
| HDS-3505-1H6G*         | 3500 | 4.7 | GX630 Honda OHV        | General | 854 lb.  | 750 lb. | \$14,400.00 |
| HDS-3505-0K6G*         | 3500 | 4.7 | 624cc Kohler CH620 OHV | General | 854 lb.  | 750 lb. | \$13,523.00 |
| HDS-3505-0V6G*         | 3500 | 4.7 | 627cc Vanguard OHV     | General | 854 lb.  | 750 lb. | \$13,058.00 |
| HDS-3506-1H6G*         | 3500 | 5.6 | GX630 Honda OHV        | General | 854 lb.  | 750 lb. | \$14,461.00 |
| <b>3 Day Ship Unit</b> |      |     |                        |         |          |         |             |
| HDS-3506-0K6G*         | 3500 | 5.6 | 725cc Kohler CH730 OHV | General | 854 lb.  | 750 lb. | \$14,590.00 |
| HDS-4005-2H6G*         | 4000 | 5.0 | GX630 Honda OHV        | General | 854 lb.  | 750 lb. | \$15,599.00 |

\*49 state fuel tank. All models sold in California are required to have the HX-0287 CARB compliant fuel tank.

## DIESEL MODELS

| MODEL NUMBER  | PSI  | GPM | HORSEPOWER/ENGINE       | PUMP    | SHIP WT. | NET WT. | LIST PRICE  |
|---------------|------|-----|-------------------------|---------|----------|---------|-------------|
| HDS-3006-0B7G | 3000 | 5.6 | 16.8 HP Kubota Z602 OHV | General | 940 lb.  | 836 lb. | \$24,202.00 |
| HDS-3008-0B7G | 3000 | 7.8 | 24.8 HP Kubota D902 OHV | General | 940 lb.  | 836 lb. | \$27,410.00 |
| HDS-4005-0B7G | 4000 | 4.5 | 16.8 HP Kubota Z602 OHV | General | 940 lb.  | 836 lb. | \$26,033.00 |

## DEALER HOT WATER PRESSURE WASHERS

## ACCESSORIES:

| PART NUMBER  | DESCRIPTION  | FITS MODELS | LIST PRICE |
|--------------|--|-------------|------------|
| 21-0313      | <b>Stainless-steel rain cap</b> – Protects boiler from moisture build-up when unit is left outside   | All models  | \$237.90   |
| 50-0170      | <b>Stack adapter</b> – Allows 8-inch flue pipe to be installed to boiler exhaust port  | All models  | \$250.40   |
| 850-0324     | <b>Gasket</b> – Seals between 50-0170 stack adapter and boiler housing   | All models  | \$34.20    |
| 850-0444     | <b>Powder coated skid mounting brackets, 4 qty.</b> – Allows unit to be mounted on existing trailer  | All models  | \$112.40   |
| AW-5740-0000 | <b>Wheel kit</b> – 4 rubber wheels allow the unit to become portable   | All models  | \$1,616.00 |
| AW-6000-1006 | <b>Hot water skid equipment cover</b> – Keeps your equipment clean, dry and looking like new, made from 600-denier vinyl-backed polyester, water resistant, drawstrings to secure cover; Mi-T-M logo | All models  | \$310.00   |
| AW-6000-1007 | <b>Hot water skid equipment cover</b> – Keeps your equipment clean, dry and looking like new, made from 600-denier vinyl-backed polyester, water resistant, drawstrings to secure cover; no logo     | All models  | \$310.00   |

## OPTIONS:

| PART NUMBER | DESCRIPTION  | FITS MODELS                                    | LIST PRICE |
|-------------|--|--|------------|
| HX-0100     | <b>300°F steam upgrade</b> – Lowers unit pressure to 350-PSI, 240°F rise above ambient with a maximum temperature of 300°F   | HDS-3005-0V6G & HDS-3505 models                | \$709.00   |
| HX-0102     | <b>300°F steam upgrade</b> – Lowers unit pressure to 350-PSI, 240°F rise above ambient with a maximum temperature of 300°F   | HDS-3006-0B7G & HDS-3506 models                | \$709.00   |
| HX-0147     | <b>Four-point lifting capability</b> – Allows unit to be lifted by crane   | All models                                     | \$123.00   |
| HX-0149     | <b>Dual gun</b> – Two guns may be sprayed at the same time, flow is divided between the two guns while each operator maintains equal system pressure; requires HX-0152 or HX-0155 option   | HDS-3006-0B7G & HDS-3506 models                | \$578.00   |
| HX-0150     | <b>Trapping unloader</b> – For hose runs longer than 50-foot and for cleaning elevated areas   | HDS-3005-0V6G                                  | No charge  |
| HX-0151     | <b>Trapping unloader</b> – For hose runs longer than 50-foot and for cleaning elevated areas   | HDS-3505 models                                | No charge  |
| HX-0152     | <b>Trapping unloader</b> – For hose runs longer than 50-foot and for cleaning elevated areas   | HDS-3506 models                                | No charge  |
| HX-0155     | <b>Trapping unloader</b> – For hose runs longer than 50-foot and for cleaning elevated areas   | HDS-3006-0B7G                                  | No charge  |
| HX-0197     | <b>All stainless-steel frame</b> – Converts powder coated painted frame to stainless-steel material  | Gasoline models                                | \$5,883.00 |
| HX-0202     | <b>Dual gun</b> – Two guns may be sprayed at the same time, flow is divided between the two guns while each operator maintains equal system pressure   | HDS-3008 models                                | \$722.00   |
| HX-0203     | <b>Kohler engine upgrade</b> – Higher performance 725cc Kohler CH730 OHV engine  | HDS-3008-0K6G                                  | \$991.00   |
| HX-0227     | <b>Clutch drive pump</b> – Stops the pump from spinning in bypass mode and helps extend the life of the pump; changes GPM to 4.3 when added to the unit  | HDS-3005-0V6G                                  | \$578.00   |
| HX-0228     | <b>Clutch drive pump</b> – Stops the pump from spinning in bypass mode and helps extend the life of the pump; changes GPM to 4.2 when added to the unit  | HDS-3505 models                                | \$578.00   |
| HX-0253     | <b>Pressure washer option for PWR-10-0ME1 trailer-mount package</b> – Adds clutch drive pump option, stainless-steel coil wrap and control panel, larger 4.9 kW generator wired for burner and PWR-10-0ME1 with dual filters option, WX-0129 | HDS-3505-1H6G                                  | \$209.00   |
| HX-0261     | <b>Clutch drive pump</b> – Stops the pump from spinning in bypass mode and helps extend the life of the pump; standard flow rate   | HDS-3005 & HDS-3505 models                     | \$1,529.00 |
| HX-0262     | <b>Clutch drive pump</b> – Stops the pump from spinning in bypass mode and helps extend the life of the pump; standard flow rate   | HDS-3506 models                                | \$1,529.00 |
| HX-0263     | <b>Clutch drive pump</b> – Stops the pump from spinning in bypass mode and helps extend the life of the pump; standard flow rate   | HDS-3008 & HDS-4005 gasoline models            | \$1,806.00 |
| HX-0283     | <b>30-gallon steel diesel fuel tank</b> – Supplies fuel to engine and burner   | Diesel models                                  | \$532.00   |
| HX-0287     | <b>California compliant fuel tank</b> – Replaces the EPA plastic fuel tank with a CARB approved painted steel tank   | Required on gasoline models sold in California | \$294.00   |

# DEALER HOT WATER PRESSURE WASHERS

## PORTABLE LP

BELT DRIVE – DHL SERIES



DH-0703-LP2E1A (LP tank shown not included)

| MODEL NUMBER    | PSI  | GPM | HORSEPOWER/MOTOR        | PUMP | SHIP WT. | NET WT. | LIST PRICE |
|-----------------|------|-----|-------------------------|------|----------|---------|------------|
| DH-0703-LP2E1A* | 700  | 2.3 | 1.5 HP, 120V, 1Ø, 13.2A | AR   | 471 lb.  | 348 lb. | \$6,031.00 |
| DH-1502-LP2E1A  | 1500 | 1.8 | 2.0 HP, 120V, 1Ø, 18.8A | AR   | 505 lb.  | 382 lb. | \$6,157.00 |

\*Combination wet steam cleaner/pressure washer.

- Belt drive triplex crankshaft pump with solid ceramic pistons
- Factory preset unloader
- Open drip-proof electric motor
- 35-foot power cord with GFCI
- Reinforced powder coated cabinet-style steel frame
- 10-inch flat-free tires
- LP-gas fired (vapor only) natural draft with aspirating-type burner
- LP gas regulator
- Hour meter
- High limit temperature control for added safety
- Quick connect nozzles – 0°, 15°, 25°, 40° and detergent nozzle
- 50-foot x 3/8-inch steel wire-braided high pressure hose with quick connects
- 36-inch insulated lance with trigger gun
- 1 year limited electric motor warranty
- CSA Certified – US and Canada

## STATIONARY ALL-ELECTRIC

BELT DRIVE – DHA SERIES



DH-3004-AE0E4G

| MODEL NUMBER   | PSI  | GPM | HORSEPOWER/MOTOR | UNIT AMPERAGE | PUMP    | SHIP WT. | NET WT. | LIST PRICE  |
|----------------|------|-----|------------------|---------------|---------|----------|---------|-------------|
| DH-2503-AE0E4G | 2500 | 2.8 | 6.0 HP, 460V, 3Ø | 66.0A         | General | 725 lb.  | 625 lb. | \$15,503.00 |
| DH-3004-AE0E4G | 3000 | 3.9 | 8.0 HP, 460V, 3Ø | 98.0A         | General | 830 lb.  | 725 lb. | \$19,429.00 |

OPTIONS:

| PART NUMBER | DESCRIPTION   | FITS MODELS | LIST PRICE      |
|-------------|---|-------------|-----------------|
| HX-0298     | Remote box – Adds control box, may be mounted away from unit to control on/off, controls the hot water heater and cold water pump | All models  | \$621.00        |
| HX-0307     | Auto start/stop – When trigger gun is released, the timer will turn unit off; when trigger gun is pulled, unit will restart       | All models  | Consult factory |

- Belt drive triplex piston pump with ceramic plungers
- Factory preset unloader
- Open drip-proof electric motor
- Stainless-steel base and frame with rubber isolators
- Time delay shutdown
- 1 year limited electric motor warranty
- CSA Certified – US and Canada

Heat Exchanger

- Patented cartridge design
- Used for consistent and efficient on-demand hot water
- 120°F to 130°F temperature rise above in-take water, obtained within 3 to 5 minutes
- Adjustable thermostat
- On/Off power switch
- Powder coated steel frame
- Low maintenance, stainless-steel coils in aluminum casings for maximum efficiency
- Eliminates constant cleaning and heat loss



## DEALER HOT WATER PRESSURE WASHERS

## HEATER MODULE

DIESEL/OIL-HEATED – HHM SERIES

Exclusive  
Dealer  
Product



HHM-3506-1E10

- No. 1 or No. 2 fuel oil, diesel or kerosene fired burner (Not approved for bio-fuel)
- Horizontal schedule 80 pipe coil heat exchanger
- Adjustable thermostat
- 35-foot power cord with GFCI
- Powder coated steel frame
- 13-inch flat-free tires
- 12-foot x 3/8-inch jumper hose to hook up to existing pressure washer
- CSA Certified – US and Canada

| MODEL NUMBER  | PSI  | GPM | ELECTRICAL     | SHIP WT. | NET WT. | LIST PRICE |
|---------------|------|-----|----------------|----------|---------|------------|
| HHM-3506-1E10 | 3500 | 6.0 | 115V, 1Ø, 3.2A | 543 lb.  | 423 lb. | \$5,483.00 |

## ACCESSORIES:

| PART NUMBER | DESCRIPTION  | FITS MODEL    | LIST PRICE |
|-------------|--|---------------|------------|
| 50-0170     | Stack adapter – Allows 8-inch flue pipe to be installed to boiler exhaust port | HHM-3506-1E10 | \$250.40   |
| 850-0324    | Gasket – Seals between 50-0170 stack adapter and boiler housing                | HHM-3506-1E10 | \$34.20    |

## OPTION:

| PART NUMBER | DESCRIPTION                         | FITS MODEL    | LIST PRICE |
|-------------|-------------------------------------|---------------|------------|
| HX-0171     | Skid feet – Stationary applications | HHM-3506-1E10 | No charge  |

## HEATER MODULE

DIESEL/OIL-HEATED – HOM SERIES

Exclusive  
Dealer  
Product



HOM-3506-1E10

- No. 1 or No. 2 fuel oil, diesel or kerosene fired burner (Not approved for bio-fuel)
- Incoming water 120V 1Ø
- 1/2-inch schedule 80 vertical coil assembly
- Powder coated steel frame assembly with fork truck accessible base
- 12-foot x 3/8-inch jumper hose to hook up to existing pressure washer
- Intertek Certified – US and Canada

| MODEL NUMBER  | PSI  | GPM | ELECTRICAL     | SHIP WT. | NET WT. | LIST PRICE |
|---------------|------|-----|----------------|----------|---------|------------|
| HOM-3506-1E10 | 3500 | 6.0 | 115V, 1Ø, 3.2A | 450 lb.  | 330 lb. | \$4,544.00 |

## OPTION:

| PART NUMBER | DESCRIPTION   | FITS MODEL    | LIST PRICE |
|-------------|---|---------------|------------|
| HX-0116     | Stainless-steel coil wrap – Converts power coated coil wrap to stainless-steel material | HOM-3506-1E10 | \$429.00   |

# DEALER HOT WATER PRESSURE WASHERS

## HEATER MODULE

NATURAL GAS/LP – HGM SERIES

Exclusive  
Dealer  
Product



HGM-3506-0E10 shown with DC-2004-WSE2G and stainless-steel wall mounting bracket option, AW-9501-0000

- Electronic ignition with standing pilot
- Incoming power 120V 1Ø
- Natural gas or LP-gas (vapor only) natural draft with aspirating-type burner; 10-inch stack (12-inch stack on HGM-3508-1E10)
- ½-inch schedule 80 vertical coil assembly
- Draft diverter
- Powder coated steel frame assembly with fork truck accessible base
- 12-foot x ¾-inch jumper hose to hook up to existing pressure washer (½-inch jumper hose on HGM-3508-1E10)
- Intertek Certified – US and Canada

| MODEL NUMBER  | PSI  | GPM | ELECTRICAL     | SHIP WT. | NET WT. | LIST PRICE |
|---------------|------|-----|----------------|----------|---------|------------|
| HGM-3506-0E10 | 3500 | 6.0 | 115V, 1Ø, 3.2A | 466 lb.  | 346 lb. | \$5,520.00 |
| HGM-3508-1E10 | 3500 | 8.0 | 115V, 1Ø, 2.0A | 767 lb.  | 707 lb. | \$8,689.00 |

OPTIONS:

| PART NUMBER | DESCRIPTION  | FITS MODELS   | LIST PRICE |
|-------------|--|---------------|------------|
| HX-0105     | Liquid propane (vapor only) – Converts natural gas heater module to operate on liquid propane (vapor only) | HGM-3506-0E10 | \$128.00   |
| HX-0116     | Stainless-steel coil wrap – Converts powder coated coil wrap to stainless-steel material                   | HGM-3506-0E10 | \$429.00   |
| HX-0129     | 460V incoming power – When 460V of power is available  | All models    | \$46.00    |
| HX-0177     | 575V incoming power – When 575V of power is available  | All models    | \$259.00   |
| HX-0180     | Liquid propane (vapor only) – Converts natural gas heater module to operate on liquid propane (vapor only) | HGM-3508-1E10 | \$123.00   |
| HX-0188     | Stainless-steel coil wrap – Converts powder coated coil wrap to stainless-steel material                   | HGM-3508-1E10 | \$758.00   |
| HX-0215     | 230V incoming power – When 230V of power is available  | All models    | No charge  |

## HOT WATER PRESSURE WASHERS

## HOT WATER MINI TRAILER-MOUNT PRESSURE WASHERS

GASOLINE – BELT DRIVE



HMT-4004-OMGH shown with optional adjustable trailer coupler hitch, TX-0010

- Belt drive triplex piston pump with ceramic plungers
- Adjustable pressure unloader
- Remote engine start and choke
- 12V electric start – battery not included
- Reinforced powder coated steel frame
- Locking rear storage area – 2.875 cubic feet
- Sealed LED lights
- 2-inch ball hitch
- ½-inch schedule 80 pipe-coil with 4-pancake heat exchanger
- 12V Beckett burner
- Removable safety flag for transportation and guidance when backing up
- Recommended maximum speed is 65 mph
- DOT approved and National Association of Trailer Manufacturers (NATM) certified
- 3 year limited Honda and Vanguard engine warranties



| MODEL NUMBER  | PSI  | GPM | DISPLACEMENT/ENGINE                | PUMP    | BRAKES  | TIRES                      | AXLE      | GROSS VEHICLE WT. | LIST PRICE  |
|---------------|------|-----|------------------------------------|---------|---------|----------------------------|-----------|-------------------|-------------|
| HMT-4004-OMGH | 4000 | 3.7 | 389cc Honda GX390 OHV <sup>+</sup> | General | Caster* | (2) 4.80-8 8-inch bias ply | 1,000 lb. | 1,000 lb.         | \$16,439.00 |
| HMT-4004-OMGV | 4000 | 3.7 | 408cc Vanguard OHV                 | General | Caster* | (2) 4.80-8 8-inch bias ply | 1,000 lb. | 1,000 lb.         | \$16,575.00 |

<sup>+</sup>49 state engine. Not for sale in California.

\*Use when unhitched.

## ACCESSORIES:

| PART NUMBER  | DESCRIPTION  | FITS MODELS | LIST PRICE |
|--------------|--|-------------|------------|
| 15-0160      | 75-foot x ¾-inch hose – 4500-PSI rated, R2, for use with hose reel, TX-0020                                | All models  | \$446.20   |
| 15-0161      | 100-foot x ¾-inch hose – 4500-PSI rated, R2, for use with hose reel, TX-0020                               | All models  | \$583.20   |
| 20-1366A52   | Black powder coated rain cap, octagonal – Protects boiler from moisture build-up when unit is left outside | All models  | \$111.30   |
| AW-8400-0021 | Low pressure detergent injector – Allows the user to apply the recommended detergents                      | All models  | \$107.00   |

## OPTIONS:

| PART NUMBER | DESCRIPTION   | FITS MODELS | LIST PRICE |
|-------------|---|-------------|------------|
| TX-0010     | Adjustable trailer coupler hitch, 2-inch – Replaces the standard 2-inch ball hitch with a heavy-duty, 2-inch trailer hitch with pin-style fastener trailer coupler and hinged ball socket | All models  | \$416.00   |
| TX-0020     | High pressure hose reel – 12-inch hose reel, 100-foot maximum hose length   | All models  | \$1,006.00 |

# SINGLE AND DUAL-AXLE TRAILERS

PAIR THESE ROBUST, CUSTOMIZABLE TRAILERS WITH AN INDUSTRIAL PRESSURE WASHER AND YOU CAN CLEAN DIRT AND GRIME ANYWHERE, ANYTIME. THEY'RE PERFECT FOR CLEANING AT REMOTE SITES.

- Jack with pad
  - 2-inch ball hitch
  - Rubber mounted sealed lights
  - Tanks are enclosed in a powder coated steel frame
  - Will fit all Mi-T-M belt-driven pressure washers\*
  - 1/4-inch solid steel trailer deck plate
  - Aluminum treadplate steps for access to water tank
- \*Pressure washers sold separately.



AW-9000-0005 single-axle trailer shown with HVS-3505-1H6G hot water pressure washer, hose reels and industrial water supply hose, 15-0006 (available as accessories)



AW-9000-0003 dual-axle trailer shown with HVS-3505-1H6G hot water pressure washer, hose reels and industrial water supply hose, 15-0006 (available as accessories)

## SINGLE-AXLE TRAILERS

| MODEL NUMBER | WATER TANK     | BRAKES   | TIRES                      | AXLE          | ANGLE FRAME | GROSS VEHICLE WT. | LIST PRICE  |
|--------------|----------------|----------|----------------------------|---------------|-------------|-------------------|-------------|
| AW-9000-0005 | (1) 200-gallon | Surge    | (2) ST205-75R 15in. radial | (1) 3,500 lb. | 3x4.25in.   | 3,500 lb.         | \$17,120.00 |
| AW-9000-0006 | (1) 200-gallon | Electric | (2) ST205-75R 15in. radial | (1) 3,500 lb. | 3x4.25in.   | 3,500 lb.         | \$13,543.00 |
| AW-9000-0007 | (1) 200-gallon | None     | (2) ST205-75R 15in. radial | (1) 3,500 lb. | 3x4.25in.   | 3,500 lb.         | \$14,846.00 |

## DUAL-AXLE TRAILERS

| MODEL NUMBER | WATER TANK     | BRAKES   | TIRES               | AXLE          | STORAGE AREA    | ANGLE FRAME | GROSS VEHICLE WT. | LIST PRICE  |
|--------------|----------------|----------|---------------------|---------------|-----------------|-------------|-------------------|-------------|
| AW-9000-0003 | (2) 200-gallon | Surge    | (4) ST205-75R 15in. | (2) 3,500 lb. | 5ft.x4ft.x12in. | 3x4.25in.   | 7,000 lb.         | \$25,981.00 |
| AW-9000-0004 | (2) 200-gallon | Electric | (4) ST205-75R 15in. | (2) 3,500 lb. | 5ft.x4ft.x12in. | 3x4.25in.   | 7,000 lb.         | \$24,262.00 |
| AW-9000-0008 | (1) 200-gallon | Surge    | (4) ST205-75R 15in. | (2) 3,500 lb. | None            | 3x4.25in.   | 7,000 lb.         | \$21,347.00 |

As a company we continually strive for advancements in technology, therefore the design of Mi-T-M trailers may change after the publication of this catalog.

## SINGLE AND DUAL-AXLE TRAILERS

## ACCESSORIES:

| PART NUMBER | DESCRIPTION   | LIST PRICE |
|-------------|---|------------|
| 15-0159     | Jumper hose – 40-foot x 3/8-inch hose, black, 4500-PSI  | \$44.90    |
| 13-0179A18  | Mounting bracket – Mounts hose reel to trailer  | \$153.00   |
| 50-0195     | High pressure hose reel, 13-inch – 150-foot maximum hose length, rated for units up to 4000-PSI | \$1,328.90 |
| 50-0196     | High pressure hose reel, 16-inch – 200-foot maximum hose length, rated for units up to 4000-PSI | \$1,323.00 |

## OPTIONS:

| PART NUMBER | DESCRIPTION   | LIST PRICE |
|-------------|---|------------|
| TX-0001     | High pressure hose reel, 13-inch – Includes jumper hose and mounting bracket  | \$1,114.00 |
| TX-0002     | High pressure hose reel, 16-inch – Includes jumper hose and mounting bracket  | \$1,191.00 |
| TX-0003     | Low pressure hose reel, 16-inch – Includes mounting bracket and plumbing; for AW-9000-0003 and AW-9000-0004 trailers  | \$1,285.00 |
| TX-0013     | Low pressure hose reel, 16-inch – Includes mounting bracket and plumbing; for AW-9000-0005, AW-9000-0006, AW-9000-0007 and AW-9000-0008 trailers  | \$1,299.00 |
| TX-0004     | Trailer tank bypass – Removes the float system, while adding the necessary plumbing; water bypasses back to water tank; for AW-9000-0003 and AW-9000-0004 trailers with HDS Series pressure washer  | No charge  |
| TX-0005     | Trailer tank bypass – Removes the float system, while adding the necessary plumbing; water bypasses back to water tank; for AW-9000-0003 and AW-9000-0004 trailers with HVS or HDC Series pressure washer   | No charge  |
| TX-0006     | Trailer tank bypass – Removes the float system, while adding the necessary plumbing; water bypasses back to water tank; for AW-9000-0005, AW-9000-0006, AW-9000-0007 and AW-9000-0008 trailers with HDS Series pressure washer                                | No charge  |
| TX-0007     | Trailer tank bypass – Removes the float system, while adding the necessary plumbing; water bypasses back to water tank; for AW-9000-0005, AW-9000-0006, AW-9000-0007 and AW-9000-0008 trailers with HVS or HDC Series pressure washer                         | No charge  |
| TX-0009     | Adjustable trailer coupler hitch, 2-inch – Replaces the standard 2-inch ball hitch with a heavy-duty, 2-inch trailer hitch with pin-style fastener trailer coupler and hinged ball socket; for AW-9000-0006 and AW-9000-0007 trailers                         | \$491.00   |
| TX-0010     | Adjustable trailer coupler hitch, 2-inch – Replaces the standard 2-inch ball hitch with a heavy-duty, 2-inch trailer hitch with pin-style fastener trailer coupler and hinged ball socket; for AW-9000-0003, AW-9000-0004 and AW-9000-0008 trailers           | \$416.00   |
| TX-0011     | Backflow preventer – Adds a backflow preventer to trailers that have the TX-0003 or TX-0013 low pressure hose reel option; mounts to hose reel; required on trailer units in California   | \$329.00   |
| TX-0012     | Backflow preventer – Adds a backflow preventer to AW-9000-0005, AW-9000-0006, AW-9000-0007 and AW-9000-0008 trailers that do not have the TX-0013 low pressure hose reel option; mounts to inlet plumbing on trailer; required on trailer units in California | \$376.00   |
| TX-0014     | Deluxe trailer option – Adds a ball valve, trailer tank bypass and low pressure hose reel; for AW-9000-0003 and AW-9000-0004 trailers with HVS or HDC Series pressure washer  | \$1,690.00 |
| TX-0015     | Deluxe trailer option – Adds a ball valve, trailer tank bypass and low pressure hose reel; for AW-9000-0003 and AW-9000-0004 trailers with HDS Series pressure washer   | \$1,366.00 |
| TX-0016     | Deluxe trailer option – Adds a ball valve, trailer tank bypass and low pressure hose reel; for AW-9000-0005, AW-9000-0006, AW-9000-0007 and AW-9000-0008 trailers with HVS or HDC Series pressure washer  | \$1,617.00 |
| TX-0017     | Deluxe trailer option – Adds a ball valve, trailer tank bypass and low pressure hose reel; for AW-9000-0005, AW-9000-0006, AW-9000-0007 and AW-9000-0008 trailers with HDS Series pressure washer   | \$1,279.00 |
| TX-0018     | Lunette ring hitch, 3-inch – Replaces the standard 2-inch ball hitch with a 3-inch integrated lunette ring for use with pintle hitches; used on AW-9000-0006 and AW-9000-0007 trailers  | \$317.00   |
| TX-0019     | Lunette ring hitch, 3-inch – Replaces the standard 2-inch ball hitch with a 3-inch integrated lunette ring for use with pintle hitches; used on AW-9000-0003, AW-9000-0004 and AW-9000-0008 trailers  | \$256.00   |



AW-9000-0003 dual-axle trailer shown with HVS-3505-1H6G hot water pressure washer

# RECOVERY AND RECYCLE SYSTEM

## PWR SERIES

THE PORTABLE WATER RECOVERY SERIES ALLOWS FOR WATER COLLECTION AND RECYCLING WHILE CLEANING REMOTELY. IT EFFICIENTLY CAPTURES AND RECLAIMS WASH WATER FOR REUSE OR PROPER DISPOSAL INTO A SANITARY SEWER.

The PWR Series allows wash water to be captured with the water berm to stop it from flowing down a drain or away from the area. The water is drawn into a holding chamber and pumped through optional filters before returning to the holding tank for reuse or proper disposal.

- 1/3 HP transfer pump
- Oil absorbing boom/stick
- Vacuum tank drain
- 3-stage vacuum motor
- Stainless-steel suction head
- Cam lock fittings
- 50-foot vacuum hose
- 55-gallon tank capacity
- 20-foot water berm
- 1 year limited motor warranty



*PWR-10-0ME1 shown with standard accessories, dual filter option, WX-0109 and wheel kit option, WX-0106 (WX options not included with standard PWR unit)*

| MODEL NUMBER | VACUUM MOTOR                    | TANK CAPACITY | FILTER PUMP                    | WATER BERM | SHIP WT. | NET WT. | LIST PRICE |
|--------------|---------------------------------|---------------|--------------------------------|------------|----------|---------|------------|
| PWR-10-0ME1  | 3-stage, 1500W, 12.5A full load | 55-gallons    | 1/3 HP, 8.0A, 120VAC, 60Hz, 1Ø | 6in.x20ft. | 340 lb.  | 290 lb. | \$4,393.00 |

**ACCESSORIES:**

| PART NUMBER | DESCRIPTION   | LIST PRICE |
|-------------|---|------------|
| 19-0216     | 30-micron poly filter – 20-inch, pleated                                  | \$170.80   |
| 19-0302     | 10-micron cartridge filter – 20-inch                                      | \$65.80    |
| 21-0306     | Stainless-steel suction head  | \$276.10   |
| 33-0520     | Water berm – 6-inch x 20-foot   | \$496.80   |
| 33-0529     | Oil absorbing boom – Oil sock for inside of tank                          | \$24.30    |
| 855-0057    | 50-foot x 1½-inch vacuum hose – Can have up to 100-foot of extension hose | \$266.50   |

**OPTIONS:**

| PART NUMBER | DESCRIPTION   | LIST PRICE |
|-------------|---|------------|
| TX-0010     | Adjustable trailer coupler hitch, 2-inch – Replaces the standard 2-inch ball hitch with a heavy-duty, 2-inch trailer hitch with pin-style fastener trailer coupler and hinged ball socket; for AW-9000-0010 trailer package | \$416.00   |
| TX-0019     | Lunette ring hitch, 3-inch – Replaces the standard 2-inch ball hitch with a 3-inch integrated lunette ring for use with pintle hitches; for AW-9000-0010 trailer package  | \$256.00   |
| WX-0106     | Wheel kit – Includes two flat-free tires, powder coated steel frame and handle  | \$411.00   |
| WX-0109     | Dual filters – Uses 30-micron filter #19-0216 and 10-micron filter #19-0302. Includes one set of filters installed in housings and one set of replacement filters.  | \$1,421.00 |
| WX-0129     | Dual filters for PWR-10-0ME1 trailer-mount package – Uses 30-micron filter #19-0216 and 10-micron filter #19-0302. Includes one set of filters installed in housings and one set of replacement filters                     | \$1,578.00 |

**PWR SERIES TRAILER PACKAGE, INCLUDES:**


| PART NUMBER                | DESCRIPTION  | LIST PRICE      |
|----------------------------|--|-----------------|
| AW-9000-0010               | Portable water recovery trailer – Includes 5-foot x 8½-foot dual-axle trailer with 200-gallon water tank, 50-foot inlet garden hose with hose reel and 100-foot high pressure hose with hose reel  | \$25,680.00     |
| PWR-10-0ME1 with WX-0129   | PWR Series for trailer – Includes PWR-10-0ME1, 2 cartridge filters (30 and 10-micron and set of replacement filters) and automatic discharge to outlet valve for reuse or discharge, mounts to AW-9000-0010 trailer                                  | Consult factory |
| HVS-3505-1H6G with HX-0252 | Hot water pressure washer – Includes HVS-3505-1H6G hot water pressure washer, trailer tank feed, 80-mesh inlet Y-strainer and generator wired for burner and PWR-10-0ME1 with dual filters option, WX-0129   | Consult factory |
| HDS-3505-1H6G with HX-0253 | Hot water pressure washer – Includes HDS-3505-1H6G hot water pressure washer, trailer tank feed, 80-mesh inlet Y-strainer, stainless-steel coil wrap and control panel, generator wired for burner and PWR-10-0ME1 with dual filters option, WX-0129 | Consult factory |

# WATER TRANSPORT TRAILERS

## WATER TRAILERS

GREAT FOR DUST CONTROL, PARKING LOT CLEANING AND SIMPLY TRANSPORTING WATER TO REMOTE LOCATIONS, THE DUAL-AXLE WATER TRAILERS FEATURE A LARGE CAPACITY 510-GALLON WATER TANK TO GET THE JOB DONE FAST.

- 510-gallon elliptical low profile 3/8-inch thick polyethylene
- Easy-to-operate butterfly brass valves
- 1½-inch fire hose hook-up with 50-foot x 1½-inch hose and fog nozzle
- Break-away hydrant fill with 25-foot x 2½-inch hose
- Dual rear spray heads
- 2-inch ball hitch
- DOT approved
- 2-inch suction and discharge semi-trash pump that handles solids up to 3/4-inch diameter
- 3 year limited Honda and Mi-T-M engine warranties



MWT-0510-2MHD shown with hard suction option, TX-0008

| MODEL NUMBER  | DISPLACEMENT/ENGINE   | PUMP            | TIRES                | AXLES  | TRAILER WT. (EMPTY) | TRAILER WT. (LOADED) | LIST PRICE  |
|---------------|-----------------------|-----------------|----------------------|--|---------------------|----------------------|-------------|
| MWT-0510-2MHD | 118cc Honda GX120 OHV | 2in. semi-trash | (4) ST225-75 15-inch | (2) 3,500 lb. tandem with hydraulic surge brakes | 1,580 lb.           | 5,900 lb.            | \$26,598.00 |
| MWT-0510-2MMD | 212cc Mi-T-M OHV      | 2in. semi-trash | (4) ST225-75 15-inch | (2) 3,500 lb. tandem with hydraulic surge brakes | 1,580 lb.           | 5,900 lb.            | \$26,000.00 |

OPTIONS:

| PART NUMBER | DESCRIPTION   | FITS MODELS | LIST PRICE |
|-------------|---|-------------|------------|
| TX-0008     | <b>Hard suction option</b> – Allows you to draw water from an auxiliary source (pond, water pit, etc.). The fire hose is designed to be used with pressurized water and lays flat for easy storage. | All models  | \$1,498.00 |
| TX-0010     | <b>Adjustable trailer coupler hitch, 2-inch</b> – Replaces the standard 2-inch ball hitch with a heavy-duty, 2-inch trailer hitch with pin-style fastener trailer coupler and hinged ball socket    | All models  | \$416.00   |
| TX-0019     | <b>Lunette ring hitch, 3-inch</b> – Replaces the standard 2-inch ball hitch with a 3-inch integrated lunette ring for use with pintle hitches   | All models  | \$256.00   |



MWT-0510-2MHD shown with hard suction option, TX-0008

As a company we continually strive for advancements in technology, therefore the design of Mi-T-M trailers may change after the publication of this catalog.

# COLD WATER PRESSURE WASHERS

## CHOREMASTER® SERIES

ELECTRIC – HAND CARRY/PORTABLE – DIRECT DRIVE



CM-1400-0MEC

| USAGE            | RESIDENTIAL/COMMERCIAL  | RESIDENTIAL/COMMERCIAL  |
|------------------|-------------------------|-------------------------|
| MODEL NUMBER     | CM-1400-1MEH            | CM-1400-0MEC            |
| TYPE             | Hand carry              | Cart-mount              |
| PSI              | 1400                    | 1400                    |
| GPM              | 1.5                     | 1.5                     |
| HORSEPOWER/MOTOR | 1.5 HP, 120V, 10, 13.5A | 1.5 HP, 120V, 10, 13.5A |
| PUMP             | Triplex crankshaft      | Triplex crankshaft      |
| SHIP WT.         | 52 lb.                  | 65 lb.                  |
| NET WT.          | 45 lb.                  | 54 lb.                  |
| LIST PRICE       | \$925.00                | \$1,192.00              |

- Direct drive triplex ceramic piston pump
- Totally enclosed fan-cooled electric motor
- 35-foot power cord with GFCI and 15-amp plug
- Oil drain, fill port and sight glass
- Powder coated steel mounting plate with center balanced lift and four rubber isolators (CM-1400-0MEC)
- Variable high/low pressure nozzle with adjustable spray pattern, 0-60° (CM-1400-1MEH)
- Quick connect nozzles – 0°, 15°, 25° and 40° (CM-1400-0MEC)
- 25-foot x 3/8-inch non-marking high pressure hose with quick connects
- Two-piece, 36-inch lance with insulated trigger gun
- 1 year limited electric motor warranty
- CSA Certified – US and Canada

## CHOREMASTER® SERIES

GASOLINE – PORTABLE – VERTICAL – DIRECT DRIVE



CV-2600-3MMC

| USAGE               | RESIDENTIAL      | RESIDENTIAL      |
|---------------------|------------------|------------------|
| MODEL NUMBER        | CV-2600-3MMC     | CV-2600-4MMC     |
| PSI                 | 2600             | 2600             |
| GPM                 | 2.2              | 2.2              |
| DISPLACEMENT/ENGINE | 170cc Mi-T-M OHV | 170cc Mi-T-M OHV |
| PUMP                | AR, axial        | AR, axial        |
| SHIP WT.            | 68 lb.           | 68 lb.           |
| NET WT.             | 61 lb.           | 61 lb.           |
| LIST PRICE          | \$847.00         | \$858.00         |

- Direct drive axial piston pump with aluminum manifold
- Removable powder coated steel handle
- Welded frame reinforcement
- 12-inch semi-pneumatic tires
- Detergent tank (Not available on CV-2600-3MMC)
- Quick connect nozzles – 15°, 25° and detergent nozzle
- 30-foot x 1/4-inch nylon-braided high pressure hose
- Two-piece, 36-inch lance with insulated trigger gun
- 1 year limited Mi-T-M engine warranty



# COLD WATER PRESSURE WASHERS

## CHOREMASTER® SERIES

GASOLINE – PORTABLE – HORIZONTAL – DIRECT DRIVE



CM-3000-4MMC

| USAGE               | RESIDENTIAL/COMMERCIAL | RESIDENTIAL/COMMERCIAL |
|---------------------|------------------------|------------------------|
| MODEL NUMBER        | CM-3000-4MKC           | CM-3000-4MMC           |
| PSI                 | 3000                   | 3000                   |
| GPM                 | 2.3                    | 2.3                    |
| DISPLACEMENT/ENGINE | 196cc Kohler SH265 OHV | 212cc Mi-T-M OHV       |
| PUMP                | Mi-T-M, axial          | Mi-T-M, axial          |
| SHIP WT.            | 84 lb.                 | 84 lb.                 |
| NET WT.             | 74 lb.                 | 74 lb.                 |
| LIST PRICE          | \$1,168.00             | \$1,027.00             |

- Direct drive axial piston pump with forged brass manifold
- Equipped with Mi-T-M Pressure Relief Start
- Removable powder coated steel handle
- Welded frame reinforcement
- 12-inch semi-pneumatic tires
- Detergent tank
- Quick connect nozzles – 15°, 25° and detergent nozzle
- 230-foot x ¼-inch nylon-braided high pressure hose
- Two-piece, 36-inch lance with insulated trigger gun
- 1 year limited Kohler engine warranty
- 3 year limited Mi-T-M engine warranty

## CHOREMASTER® SERIES

GASOLINE – PORTABLE – DIRECT DRIVE



CM-3200-0MMB

| USAGE               | RESIDENTIAL/COMMERCIAL | COMMERCIAL         | COMMERCIAL       | COMMERCIAL       |
|---------------------|------------------------|--------------------|------------------|------------------|
| MODEL NUMBER        | CM-3000-0MMB           | CM-3200-0MMB       | CM-3600-0MMB     | CM-4200-0MMB     |
| PSI                 | 3000                   | 3200               | 3600             | 4200             |
| GPM                 | 2.4                    | 2.4                | 2.8              | 3.4              |
| DISPLACEMENT/ENGINE | 212cc Mi-T-M OHV       | 212cc Mi-T-M OHV   | 300cc Mi-T-M OHV | 420cc Mi-T-M OHV |
| PUMP                | Mi-T-M, axial          | Mi-T-M, crankshaft | AR, crankshaft   | AR, crankshaft   |
| SHIP WT.            | 100 lb.                | 110 lb.            | 180 lb.          | 192 lb.          |
| NET WT.             | 75 lb.                 | 85 lb.             | 130 lb.          | 142 lb.          |
| LIST PRICE          | \$1,143.00             | \$1,318.00         | \$1,845.00       | \$1,989.00       |

OPTIONS:

| PART NUMBER | DESCRIPTION                                       | FITS MODELS  | LIST PRICE |
|-------------|---|--------------|------------|
| CX-0080     | 50-foot x ¾-inch wire-braided hose - Hose upgrade | CM-3200-0MMB | \$93.00    |
| CX-0081     | 50-foot x ¾-inch wire-braided hose - Hose upgrade | CM-3000-0MMB | \$122.00   |
| CX-0100     | 25-foot x ¾-inch wire-braided hose - Hose upgrade | CM-3000-0MMB | \$90.00    |

- Direct drive axial piston pump (CM-3000-0MMB)
- Direct drive crankshaft pump (CM-3200, CM-3600 and CM-4200 models)
- Equipped with Mi-T-M Pressure Relief Start
- Powder coated steel frame
- 10-inch flat-free tires
- Quick connect nozzles – 15°, 25° and detergent nozzle
- 25-foot x ¾-inch wire-braided high pressure hose (50-foot on CM-3600 and CM-4200 models)
- Two-piece, 36-inch lance with insulated trigger gun
- 3 year limited Mi-T-M engine warranty

# COLD WATER PRESSURE WASHERS

## WORK PRO® SERIES

GASOLINE – PORTABLE – DIRECT DRIVE

- Direct drive axial piston pump (WP-3000 models)
- Direct drive crankshaft pump (WP-3200, WP-3600 and WP-4200 models)
- Equipped with Mi-T-M Pressure Relief Start
- Powder coated steel frame
- 10-inch flat-free tires
- Quick connect nozzles – 15°, 25° and detergent nozzle
- 25-foot x 3/8-inch wire-braided high pressure hose (50-foot on WP-3600 and WP-4200 models)
- Two-piece, 36-inch lance with insulated trigger gun
- Kohler engine limited warranty:
  - 3 month, commercial
  - 2 year, residential
- Honda engine limited warranty on WP-3000-1MHB:
  - 3 month, commercial
  - 2 year, residential
- Honda engine limited warranty on WP-3200, WP-3600 and WP-4200 models:
  - 3 year
- Intertek Certified – US (WP-3000 models)



WP-3200-0MHB

| USAGE                   | RESIDENTIAL/<br>COMMERCIAL | RESIDENTIAL/<br>COMMERCIAL | COMMERCIAL               | COMMERCIAL                | COMMERCIAL                            | COMMERCIAL                | COMMERCIAL                            | COMMERCIAL                |
|-------------------------|----------------------------|----------------------------|--------------------------|---------------------------|---------------------------------------|---------------------------|---------------------------------------|---------------------------|
| MODEL NUMBER            | WP-3000-1MHB               | WP-3000-0MKB               | WP-3200-0MHB             | WP-3200-0MKB              | WP-3600-0MHB                          | WP-3600-0MKB              | WP-4200-0MHB                          | WP-4200-0MKB              |
| PSI                     | 3000                       | 3000                       | 3200                     | 3200                      | 3600                                  | 3600                      | 4200                                  | 4200                      |
| GPM                     | 2.4                        | 2.4                        | 2.4                      | 2.4                       | 2.8                                   | 2.8                       | 3.4                                   | 3.4                       |
| DISPLACEMENT/<br>ENGINE | 163cc Honda<br>GX160 OHV   | 196cc Kohler<br>SH265 OHV  | 196cc Honda<br>GX200 OHV | 208cc Kohler<br>CH270 OHV | 270cc Honda<br>GX270 OHV <sup>+</sup> | 277cc Kohler<br>CH395 OHV | 389cc Honda<br>GX390 OHV <sup>+</sup> | 429cc Kohler<br>CH440 OHV |
| PUMP                    | Mi-T-M, axial              | Mi-T-M, axial              | Mi-T-M, crankshaft       | Mi-T-M, crankshaft        | AR, crankshaft                        | AR, crankshaft            | AR, crankshaft                        | AR, crankshaft            |
| SHIP WT.                | 100 lb.                    | 100 lb.                    | 110 lb.                  | 110 lb.                   | 180 lb.                               | 180 lb.                   | 192 lb.                               | 192 lb.                   |
| NET WT.                 | 75 lb.                     | 75 lb.                     | 85 lb.                   | 85 lb.                    | 130 lb.                               | 130 lb.                   | 142 lb.                               | 142 lb.                   |
| LIST PRICE              | \$1,517.00                 | \$1,294.00                 | \$1,651.00               | \$1,618.00                | \$2,347.00                            | \$2,343.00                | \$2,524.00                            | \$2,376.00                |

<sup>+</sup>49 state engine. Not for sale in California.

### OPTIONS:

| PART NUMBER | DESCRIPTION   | FITS MODELS    | LIST PRICE |
|-------------|---|----------------|------------|
| CX-0080     | 50-foot x 3/8-inch wire-braided hose – Hose upgrade | WP-3200 models | \$93.00    |
| CX-0081     | 50-foot x 3/8-inch wire-braided hose – Hose upgrade | WP-3000 models | \$122.00   |
| CX-0100     | 25-foot x 3/8-inch wire-braided hose – Hose upgrade | WP-3000 models | \$90.00    |

# DEALER COLD WATER PRESSURE WASHERS

## ALUMINUM SERIES

ELECTRIC – HAND CARRY/PORTABLE/STATIONARY – DIRECT DRIVE



DC-1502-H0E1G (Hand Carry)

- Direct drive triplex piston pump with ceramic plungers
- Stainless-steel and brass trapping unloader
- External bypass system protects from heat build-up
- Low speed 1750 RPM motor
- Corrosion-resistant aluminum frame, base plate and tube handles (Portable models)
- 13-inch flat-free tires (10-inch tires on DC-1502-A0E1G) (Portable models)
- Quick connect nozzles – 0°, 15°, 25° and 40°
- External downstream detergent injector with detergent nozzle
- 50-foot x 3/8-inch non-marking high pressure hose with quick connects (25-foot hose on DC-1502 models)
- 36-inch lance with rubber grip and insulated trigger gun (48-inch lance on DC-3005-A1E2G)
- 1 year limited electric motor warranty

### HAND CARRY MODEL

| MODEL NUMBER  | PSI  | GPM | HORSEPOWER/MOTOR        | PUMP    | SHIP WT. | NET WT. | LIST PRICE |
|---------------|------|-----|-------------------------|---------|----------|---------|------------|
| DC-1502-H0E1G | 1500 | 2.0 | 2.0 HP, 120V, 1Ø, 18.8A | General | 125 lb.  | 90 lb.  | \$1,880.00 |

### PORTABLE MODELS

| MODEL NUMBER  | PSI  | GPM | HORSEPOWER/MOTOR         | PUMP    | SHIP WT. | NET WT. | LIST PRICE |
|---------------|------|-----|--------------------------|---------|----------|---------|------------|
| DC-1502-A0E1G | 1500 | 2.0 | 2.0 HP, 120V, 1Ø, 18.8A  | General | 104 lb.  | 87 lb.  | \$2,014.00 |
| DC-2503-A1E2G | 2500 | 3.2 | 6.0 HP, 230V, 1Ø, 24.1A  | General | 225 lb.  | 162 lb. | \$3,494.00 |
| DC-3004-A1E2G | 3000 | 3.9 | 8.0 HP, 230V, 1Ø, 30.5A  | General | 257 lb.  | 194 lb. | \$4,061.00 |
| DC-3005-A1E2G | 3000 | 4.8 | 10.0 HP, 230V, 1Ø, 40.5A | General | 335 lb.  | 285 lb. | \$5,465.00 |

### STATIONARY MODELS

| MODEL NUMBER     | PSI  | GPM | HORSEPOWER/MOTOR        | PUMP    | SHIP WT. | NET WT. | LIST PRICE |
|------------------|------|-----|-------------------------|---------|----------|---------|------------|
| DC-1502-A0E1G-W* | 1500 | 2.0 | 2.0 HP, 120V, 1Ø, 18.8A | General | 108 lb.  | 73 lb.  | \$1,854.00 |
| DC-2503-A1E2G-W* | 2500 | 3.2 | 6.0 HP, 230V, 1Ø, 24.1A | General | 181 lb.  | 142 lb. | \$3,258.00 |
| DC-3004-A1E2G-W* | 3000 | 3.9 | 8.0 HP, 230V, 1Ø, 30.5A | General | 214 lb.  | 175 lb. | \$3,702.00 |

\*Does not ship with handles or wheels, designed for wall mount applications.

### ACCESSORIES:


| PART NUMBER  | DESCRIPTION  | FITS MODELS                   | LIST PRICE |
|--------------|--|-------------------------------|------------|
| 18-0370      | Rotating nozzle with lance – Increase your cleaning power and decrease your cleaning time, 2400-PSI rated, 1.25mm, 36-inch lance | DC-1502-H0E1G                 | \$119.80   |
| 50-0161      | High pressure detergent injector – High pressure water mixes with detergent to clean even the heaviest build-up                  | DC-1502-H0E1G & DC-3005-A1E2G | \$131.60   |
| 851-0338     | 50-foot x 3/8-inch non-marking hose – For when you need extra hose for added mobility  | DC-3005-A1E2G                 | \$333.80   |
| AW-8400-0021 | Low pressure detergent injector – Allows the user to apply the recommended detergents  | DC-3005-A1E2G                 | \$107.00   |

### OPTIONS:

| PART NUMBER | DESCRIPTION   | FITS MODELS                       | LIST PRICE |
|-------------|---|-----------------------------------|------------|
| CX-0005     | 36-inch insulated dual lance – Has high and low pressure tips that allow you to switch to the low pressure detergent injector without having to change tips | DC-3005-A1E2G                     | \$244.00   |
| CX-0030     | 50-foot x 3/8-inch non-marking hose – For when you need extra hose for added mobility   | DC-1502 models                    | \$108.00   |
| CX-0104     | Wall mount kit – Provides a permanent location for your pressure washer in a shop or facility   | DC-1502-A0E1G-W                   | \$166.00   |
| CX-0105     | Wall mount kit – Provides a permanent location for your pressure washer in a shop or facility   | DC-2503-A1E2G-W & DC-3004-A1E2G-W | \$166.00   |



DC-3004-A1E2G (Portable)



DC-1502-A0E1G-W (Stationary)  
shown with wall mount kit option, CX-0104

# DEALER COLD WATER PRESSURE WASHERS

## ALUMINUM SERIES

GASOLINE – PORTABLE – DIRECT DRIVE



DC-3003-A0H6A

- Direct drive triplex piston pump with ceramic plungers
- Stainless-steel and brass trapping unloader
- External bypass system protects from heat build-up
- Corrosion-resistant aluminum frame
- Patented vibration isolation plate
- 13-inch flat-free tires (10-inch tires on DC-2703 and DC-3003 models)
- Quick connect nozzles – 0°, 15°, 25° and 40°
- External downstream detergent injector with detergent nozzle
- 50-foot x 3/8-inch non-marking high pressure hose with quick connects
- 36-inch lance with rubber grip and insulated trigger gun (48-inch lance on DC-3504 and DC-4004 models)
- 3 year limited Honda, Kohler, Mi-T-M and Vanguard engine warranties
- Intertek Certified – US (Select models, see chart)

| MODEL NUMBER   | PSI  | GPM | DISPLACEMENT/ENGINE    | PUMP    | SHIP WT. | NET WT. | LIST PRICE |
|----------------|------|-----|------------------------|---------|----------|---------|------------|
| DC-2703-A0H6G* | 2700 | 2.4 | 196cc Honda GX200 OHV  | General | 105 lb.  | 82 lb.  | \$1,971.00 |
| DC-2703-A0K6G* | 2700 | 2.4 | 208cc Kohler CH270 OHV | General | 108 lb.  | 85 lb.  | \$1,939.00 |
| DC-2703-A0H6M* | 2700 | 2.4 | 196cc Honda GX200 OHV  | Mi-T-M  | 97 lb.   | 74 lb.  | \$1,809.00 |
| DC-2703-A0K6M* | 2700 | 2.4 | 208cc Kohler CH270 OHV | Mi-T-M  | 106 lb.  | 83 lb.  | \$1,768.00 |
| DC-2703-A0M6M  | 2700 | 2.4 | 212cc Mi-T-M OHV       | Mi-T-M  | 100 lb.  | 73 lb.  | \$1,441.00 |
| DC-2703-A0V6M  | 2700 | 2.4 | 203cc Vanguard OHV     | Mi-T-M  | 100 lb.  | 73 lb.  | \$1,800.00 |
| DC-3003-A0H6G* | 3000 | 3.0 | 270cc Honda GX270 OHV+ | General | 160 lb.  | 111 lb. | \$2,433.00 |
| DC-3003-A0K6G* | 3000 | 3.0 | 277cc Kohler CH395 OHV | General | 170 lb.  | 121 lb. | \$2,521.00 |
| DC-3003-A0H6A* | 3000 | 3.0 | 270cc Honda GX270 OHV+ | AR      | 148 lb.  | 99 lb.  | \$2,348.00 |
| DC-3003-A0K6A* | 3000 | 3.0 | 277cc Kohler CH395 OHV | AR      | 164 lb.  | 115 lb. | \$2,324.00 |
| DC-3003-A0M6A  | 3000 | 3.0 | 300cc Mi-T-M OHV       | AR      | 164 lb.  | 115 lb. | \$1,890.00 |
| DC-3504-A0H6G* | 3500 | 4.0 | 389cc Honda GX390 OHV+ | General | 175 lb.  | 125 lb. | \$2,710.00 |
| DC-3504-A0K6G* | 3500 | 4.0 | 429cc Kohler CH440 OHV | General | 180 lb.  | 131 lb. | \$2,738.00 |
| DC-3504-A0H6A* | 3500 | 3.5 | 389cc Honda GX390 OHV+ | AR      | 175 lb.  | 125 lb. | \$2,601.00 |
| DC-3504-A0K6A* | 3500 | 3.5 | 429cc Kohler CH440 OHV | AR      | 188 lb.  | 138 lb. | \$2,624.00 |
| DC-3504-A0M6A  | 3500 | 3.5 | 420cc Mi-T-M OHV       | AR      | 175 lb.  | 125 lb. | \$2,151.00 |
| DC-4004-A0H6G* | 4000 | 4.0 | 389cc Honda GX390 OHV+ | General | 177 lb.  | 128 lb. | \$2,781.00 |
| DC-4004-A0K6G* | 4000 | 4.0 | 429cc Kohler CH440 OHV | General | 185 lb.  | 131 lb. | \$2,687.00 |
| DC-4004-A0H6A* | 4000 | 3.5 | 389cc Honda GX390 OHV+ | AR      | 168 lb.  | 118 lb. | \$2,673.00 |
| DC-4004-A0K6A* | 4000 | 3.5 | 429cc Kohler CH440 OHV | AR      | 185 lb.  | 131 lb. | \$2,573.00 |
| DC-4004-A0M6A  | 4000 | 3.5 | 420cc Mi-T-M OHV       | AR      | 175 lb.  | 125 lb. | \$2,245.00 |
| DC-4004-A0V6A  | 4000 | 3.5 | 408cc Vanguard OHV     | AR      | 175 lb.  | 125 lb. | \$2,780.00 |

\*49 state engine. Not for sale in California.

\*Intertek Certified – US only.

### ACCESSORIES:

| PART NUMBER    | DESCRIPTION  | FITS MODELS | LIST PRICE |
|----------------|--|-------------|------------|
| 50-0161        | <b>High pressure detergent injector</b> – High pressure water mixes with detergent to clean even the heaviest build-up | All models  | \$131.60   |
| 851-0338       | <b>50-foot x 3/8-inch non-marking hose</b> – For when you need extra hose for added mobility                           | All models  | \$333.80   |
| AW-7510-Series | <b>Rotating nozzle</b> – Increase your cleaning power and decrease your cleaning time, 5100-PSI rated, see page 46     | All models  | \$281.00   |
| AW-8400-0021   | <b>Low pressure detergent injector</b> – Allows the user to apply the recommended detergents                           | All models  | \$107.00   |

### OPTION:

| PART NUMBER | DESCRIPTION  | FITS MODELS              | LIST PRICE |
|-------------|--|--------------------------|------------|
| CX-0005     | <b>36-inch insulated dual lance</b> – Has high and low pressure tips that allow you to switch to the low pressure detergent injector without having to change tips | DC-2703 & DC-3003 models | \$244.00   |

## DEALER COLD WATER PRESSURE WASHERS

## ALUMINUM SERIES

GASOLINE – PORTABLE – BELT DRIVE

Exclusive  
Dealer  
Product



DC-4004-BA0K6G

- Belt drive triplex piston pump with ceramic plungers
- Stainless-steel and brass trapping unloader
- External bypass system protects from heat build-up
- Corrosion-resistant aluminum frame
- Patented vibration isolation plate
- 13-inch flat-free tires
- Quick connect nozzles – 0°, 15°, 25° and 40°
- External downstream detergent injector with detergent nozzle
- 50-foot x 3/8-inch non-marking high pressure hose with quick connects
- 48-inch lance with rubber grip and insulated trigger gun
- 3 year limited Honda, Kohler and Mi-T-M engine warranties
- Intertek Certified – US (Select models, see chart)

| MODEL NUMBER    | PSI  | GPM | DISPLACEMENT/ENGINE    | PUMP    | SHIP WT. | NET WT. | LIST PRICE |
|-----------------|------|-----|------------------------|---------|----------|---------|------------|
| DC-3504-BA0H6G* | 3500 | 3.7 | 389cc Honda GX390 OHV+ | General | 215 lb.  | 165 lb. | \$3,101.00 |
| DC-3504-BA0K6G* | 3500 | 3.7 | 429cc Kohler CH440 OHV | General | 237 lb.  | 173 lb. | \$3,075.00 |
| DC-3504-BA0H6A* | 3500 | 3.7 | 389cc Honda GX390 OHV+ | AR      | 215 lb.  | 165 lb. | \$2,932.00 |
| DC-3504-BA0K6A* | 3500 | 3.7 | 429cc Kohler CH440 OHV | AR      | 219 lb.  | 155 lb. | \$2,893.00 |
| DC-3504-BA0M6A  | 3500 | 3.7 | 420cc Mi-T-M OHV       | AR      | 215 lb.  | 165 lb. | \$2,504.00 |
| DC-4004-BA0H6G* | 4000 | 3.5 | 389cc Honda GX390 OHV+ | General | 223 lb.  | 159 lb. | \$3,168.00 |
| DC-4004-BA0K6G* | 4000 | 3.5 | 429cc Kohler CH440 OHV | General | 219 lb.  | 173 lb. | \$3,092.00 |
| DC-4004-BA0H6A* | 4000 | 3.5 | 389cc Honda GX390 OHV+ | AR      | 207 lb.  | 143 lb. | \$3,004.00 |
| DC-4004-BA0K6A* | 4000 | 3.5 | 429cc Kohler CH440 OHV | AR      | 215 lb.  | 155 lb. | \$2,921.00 |
| DC-4004-BA0M6A  | 4000 | 3.5 | 420cc Mi-T-M OHV       | AR      | 215 lb.  | 165 lb. | \$2,576.00 |

\*49 state engine. Not for sale in California.

\*Intertek Certified – US only.

## ACCESSORIES:

| PART NUMBER  | DESCRIPTION  | FITS MODELS | LIST PRICE |
|--------------|--|-------------|------------|
| 50-0161      | <b>High pressure detergent injector</b> – High pressure water mixes with detergent to clean even the heaviest build-up | All models  | \$131.60   |
| 851-0338     | <b>50-foot x 3/8-inch non-marking hose</b> – For when you need extra hose for added mobility                           | All models  | \$333.80   |
| AW-7510-0035 | <b>Rotating nozzle</b> – Increase your cleaning power and decrease your cleaning time, 5100-PSI rated, 3.5 orifice     | All models  | \$281.00   |
| AW-8400-0021 | <b>Low pressure detergent injector</b> – Allows the user to apply the recommended detergents                           | All models  | \$107.00   |

# DEALER COLD WATER PRESSURE WASHERS

## PRESSURE WASHER MISTER COMBINATIONS

ELECTRIC – HAND CARRY/PORTABLE – DIRECT DRIVE

- Direct drive triplex crankshaft pump
- External bypass system protects from heat build-up (CM-1400-0MEC-DM)
- Built-in low pressure detergent injector for pressure washer use only
- Totally enclosed fan-cooled electric motor
- 35-foot power cord with GFCI and 15-amp plug
- Oil drain, fill port and sight glass
- Powder coated frame
- Misting valve
- Quick connect nozzles – 15°, 25°, detergent and misting nozzles
- 75-foot x ¼-inch non-marking high pressure hose with quick connects
- Two-piece, 36-inch lance with insulated trigger gun
- Additional trigger gun with misting nozzle
- 1 year limited electric motor warranty



CM-1400-0MEC-DM

### HAND CARRY MODEL

| MODEL NUMBER   | PRESSURE WASHER MODE |     | MISTER MODE |                  | HORSEPOWER/MOTOR        | PUMP               | SHIP WT. | NET WT. | LIST PRICE        |
|----------------|----------------------|-----|-------------|------------------|-------------------------|--------------------|----------|---------|-------------------|
|                | PSI                  | GPM | PSI         | FLOW (GPM / GPH) |                         |                    |          |         |                   |
| CM-1400-1MEH-M | 1400                 | 1.5 | 350         | .049 / 2.93      | 1.5 HP, 120V, 1Ø, 13.5A | Triplex crankshaft | 52 lb.   | 45 lb.  | <b>\$1,364.00</b> |

### CART-MOUNT MODELS

| MODEL NUMBER     | PRESSURE WASHER MODE |     | MISTER MODE |                  | HORSEPOWER/MOTOR        | PUMP               | SHIP WT. | NET WT. | LIST PRICE        |
|------------------|----------------------|-----|-------------|------------------|-------------------------|--------------------|----------|---------|-------------------|
|                  | PSI                  | GPM | PSI         | FLOW (GPM / GPH) |                         |                    |          |         |                   |
| CM-1400-0MEC-M   | 1400                 | 1.5 | 350         | .049 / 2.93      | 1.5 HP, 120V, 1Ø, 13.5A | Triplex crankshaft | 110 lb.  | 85 lb.  | <b>\$1,675.00</b> |
| CM-1400-0MEC-DM* | 1400                 | 1.5 | 350         | .049 / 2.93      | 1.5 HP, 120V, 1Ø, 13.5A | Triplex crankshaft | 136 lb.  | 102 lb. | <b>\$2,178.00</b> |

\*Deluxe model includes external bypass system, hose reel, 5-gallon plastic bucket and two front caster wheels.

### ACCESSORIES:

| PART NUMBER  | DESCRIPTION  | FITS MODELS    | LIST PRICE      |
|--------------|--|----------------|-----------------|
| 15-0392      | 75-foot x ¼-inch non-marking hose – For when you need extra hose for added mobility                              | All models     | <b>\$210.40</b> |
| 851-0431     | Dual gun adapter   | All models     | <b>\$62.10</b>  |
| 851-0432     | Trigger gun with misting nozzle  | All models     | <b>\$123.10</b> |
| 851-0435     | Bucket kit – Includes 5-gallon plastic bucket, 5-foot supply hose, mounting bracket and hardware                 | CM-1400-0MEC-M | <b>\$187.30</b> |
| 851-0436     | Caster wheel kit – Includes two caster wheels, two 12-inch tires and hardware                                    | CM-1400-0MEC-M | <b>\$146.60</b> |
| AW-3100-0001 | Dual gun accessory kit – Includes dual gun adapter, trigger gun with misting nozzle and 75-foot non-marking hose | All models     | <b>\$384.00</b> |
| AW-3100-0002 | 5-foot supply hose – Supplies mister with disinfectant   | All models     | <b>\$70.00</b>  |
| AW-3100-0003 | Quick connect misting nozzle – Attaches to 36-inch lance for misting hard to reach areas                         | All models     | <b>\$51.00</b>  |
| AW-3100-0004 | Hose reel kit – Includes hose reel, jumper hose, mounting bracket and hardware                                   | CM-1400-0MEC-M | <b>\$423.00</b> |

# DEALER COLD WATER PRESSURE WASHERS

## PREMIUM SERIES

ELECTRIC – PORTABLE – BELT DRIVE



DC-4004-W1E3G

- Belt drive triplex piston pump with ceramic plungers
- External bypass system protects from heat build-up
- Factory preset stainless-steel and brass unloader (DC-4004-W1E3G features Mi-T-M unloader)
- Water filter with clear sleeve for screen inspection
- Totally enclosed fan-cooled electric motor
- 10-foot power cord
- Powder coated steel frame
- Totally enclosed belt guard
- 13-inch flat-free tires
- Heavy-duty dual cogged belt drive system
- Quick connect nozzles – 0°, 15°, 25° and 40°
- 50-foot x 3/8-inch non-marking high pressure hose with quick connects
- 36-inch lance with rubber grip and insulated trigger gun (48-inch lance on DC-4004-W1E3G and DC-5004-W0E3G)
- 1 year limited electric motor warranty

| MODEL NUMBER   | PSI  | GPM | HORSEPOWER/MOTOR                                     | PUMP    | SHIP WT. | NET WT. | LIST PRICE |
|----------------|------|-----|--|---------|----------|---------|------------|
| DC-2405-W4E2G  | 2400 | 4.6 | 7.5 HP, 230V, 1Ø, 32.0A                              | General | 345 lb.  | 333 lb. | \$5,777.00 |
| DC-2405-W4E3G* | 2400 | 4.6 | 8.0 HP, 230V, 3Ø, 20.0A or 8.0 HP, 460V, 3Ø, 10.0A   | General | 355 lb.  | 343 lb. | \$5,045.00 |
| DC-3004-W4E2G  | 3000 | 3.5 | 7.5 HP, 230V, 1Ø, 32.0A                              | General | 350 lb.  | 338 lb. | \$5,777.00 |
| DC-3004-W4E3G* | 3000 | 3.5 | 8.0 HP, 230V, 3Ø, 20.0A or 8.0 HP, 460V, 3Ø, 10.0A   | General | 403 lb.  | 301 lb. | \$4,987.00 |
| DC-3005-W0E2G  | 3000 | 4.8 | 10.0 HP, 230V, 1Ø, 41.5A                             | General | 470 lb.  | 396 lb. | \$6,308.00 |
| DC-3005-W0E3G* | 3000 | 4.8 | 10.0 HP, 230V, 3Ø, 26.0A or 10.0 HP, 460V, 3Ø, 13.0A | General | 450 lb.  | 376 lb. | \$6,364.00 |
| DC-4004-W1E3G* | 4000 | 3.9 | 15.0 HP, 230V, 3Ø, 40.0A or 15.0 HP, 460V, 3Ø, 20.0A | General | 505 lb.  | 431 lb. | \$7,488.00 |
| DC-5004-W0E3G* | 5000 | 4.0 | 15.0 HP, 230V, 3Ø, 40.0A or 15.0 HP, 460V, 3Ø, 20.0A | General | 505 lb.  | 431 lb. | \$8,729.00 |

\*460V motors available as options.

### ACCESSORIES:

| PART NUMBER    | DESCRIPTION  | FITS MODELS             | LIST PRICE |
|----------------|--|-------------------------|------------|
| 50-0161        | <b>High pressure detergent injector</b> – High pressure water mixes with detergent to clean even the heaviest build-up | All models              | \$131.60   |
| 851-0317       | <b>50-foot x 3/8-inch non-marking hose</b> – For when you need extra hose for added mobility                           | DC-5004-W0E3G           | \$421.60   |
| 851-0338       | <b>50-foot x 3/8-inch non-marking hose</b> – For when you need extra hose for added mobility                           | 2400 to 4000-PSI models | \$333.80   |
| AW-7510-Series | <b>Rotating nozzle</b> – Increase your cleaning power and decrease your cleaning time, 5100-PSI rated, see page 46     | All models              | \$281.00   |
| AW-8400-0021   | <b>Low pressure detergent injector</b> – Allows the user to apply the recommended detergents                           | All models              | \$107.00   |

### OPTIONS:

| PART NUMBER | DESCRIPTION   | FITS MODELS                       | LIST PRICE |
|-------------|---|-----------------------------------|------------|
| CX-0005     | <b>36-inch insulated dual lance</b> – Has high and low pressure tips that allow you to switch to the low pressure detergent injector without having to change tips            | 2400 to 3000-PSI models           | \$244.00   |
| CX-0003     | <b>460V on 8.0-HP, 3Ø models</b> – When 460V of power is available  | DC-2405-W4E3G & DC-3004-W4E3G     | No charge  |
| CX-0062     | <b>460V on 10.0-HP, 3Ø models</b> – When 460V of power is available   | DC-3005-W0E3G                     | No charge  |
| CX-0057     | <b>460V on 15.0-HP, 3Ø models</b> – When 460V of power is available   | DC-4004-W1E3G & DC-5004-W0E3G     | No charge  |
| CX-0093     | <b>Stationary option</b> – This option will remove the existing tall handle and tires, which will be replaced with a short handle and rubber feet for stationary applications | DC-2405 & DC-3004 models          | No charge  |
| CX-0094     | <b>Stationary option</b> – This option will remove the existing tall handle and tires, which will be replaced with a short handle and rubber feet for stationary applications | DC-3005, DC-4004 & DC-5004 models | No charge  |

# DEALER COLD WATER PRESSURE WASHERS

## CAW ALUMINUM SERIES

ELECTRIC – WALL-MOUNT – DIRECT DRIVE



- Direct drive triplex piston pump with ceramic plungers
- Stainless-steel and brass trapping unloader
- Pump accepts incoming water up to 165°F (175°F on CAW-4004-0ME1)
- Totally enclosed fan-cooled electric motor
- 4-foot power cord
- Aluminum frame with wall mounting brackets
- Remote mounted electrical box, must be within 3½-feet of unit
- Quick connect nozzles – 0°, 15°, 25° and 40°
- 50-foot x ¾-inch non-marking high pressure hose with quick connects
- 36-inch adjustable dual lance with insulated trigger gun (48-inch lance on CAW-4004-0ME1)
- 1 year limited electric motor warranty

| MODEL NUMBER  | PSI  | GPM | HORSEPOWER/MOTOR         | PUMP    | SHIP WT. | NET WT. | LIST PRICE |
|---------------|------|-----|--------------------------|---------|----------|---------|------------|
| CAW-2004-0ME1 | 2000 | 3.9 | 6.0 HP, 230V, 1Ø, 24.1A  | General | 248 lb.  | 188 lb. | \$5,593.00 |
| CAW-2004-0ME3 | 2000 | 3.9 | 6.0 HP, 230V, 3Ø, 16.4A  | General | 223 lb.  | 163 lb. | \$5,467.00 |
| CAW-3004-0ME1 | 3000 | 3.9 | 8.0 HP, 230V, 1Ø, 34.5A  | General | 268 lb.  | 208 lb. | \$7,311.00 |
| CAW-3004-0ME3 | 3000 | 3.9 | 8.0 HP, 230V, 3Ø, 22.8A  | General | 253 lb.  | 193 lb. | \$5,844.00 |
| CAW-4004-0ME1 | 4000 | 4.0 | 10.0 HP, 230V, 1Ø, 40.8A | General | 368 lb.  | 293 lb. | \$8,573.00 |

## ACCESSORY:

| PART NUMBER | DESCRIPTION   | FITS MODELS | LIST PRICE |
|-------------|---|-------------|------------|
| 851-0338    | 50-foot x ¾-inch non-marking hose – For when you need extra hose for added mobility | All models  | \$333.80   |

## OPTIONS:

| PART NUMBER | DESCRIPTION   | FITS MODELS   | LIST PRICE |
|-------------|---|---------------|------------|
| CX-0078     | Remote box – Adds plastic control box with rocker switches, can be mounted away from unit to control on/off   | All models    | \$259.00   |
| CX-0109     | Additional remotes, up to 3 qty. – Additional plastic control boxes with rocker switches, can be added to unit after the first remote is installed; requires remote box option, CX-0078 | All models    | \$285.00   |
| CX-0110     | 460V on 6.0-HP, 3Ø model – When 460V of power is available  | CAW-2004-0ME3 | \$33.00    |
| CX-0111     | 460V on 8.0-HP, 3Ø model – When 460V of power is available  | CAW-3004-0ME3 | No charge  |
| CX-0112     | Auto start/stop – When trigger gun is released timer will turn unit off; when trigger gun is pulled, unit will restart  | All models    | \$149.00   |



# DEALER COLD WATER PRESSURE WASHERS

## PREMIUM SERIES

ELECTRIC – STATIONARY – BELT DRIVE



DC-2004-WSE2G

- Belt drive triplex piston pump with ceramic plungers
- Factory preset stainless-steel and brass unloader
- Pump accepts incoming water up to 175°F
- Open drip-proof electric motor
- 4-foot power cord with GFCI
- Dual cogged belt drive system
- Stainless-steel cabinet design with removable panel
- Time delay shutdown
- Quick connect nozzles – 0°, 15°, 25° and 40°
- 50-foot x 3/8-inch high pressure black hose with quick connects
- Adjustable dual lance with insulated trigger gun
- 1 year limited electric motor warranty
- CSA Certified – US

| MODEL NUMBER   | PSI  | GPM | HORSEPOWER/MOTOR        | PUMP    | SHIP WT. | NET WT. | LIST PRICE |
|----------------|------|-----|-------------------------|---------|----------|---------|------------|
| DC-1003-WSE1G  | 1000 | 2.5 | 2.0 HP, 120V, 1Ø, 18.8A | General | 222 lb.  | 172 lb. | \$4,627.00 |
| DC-2004-WSE2G  | 2000 | 3.9 | 6.0 HP, 230V, 1Ø, 22.0A | General | 272 lb.  | 214 lb. | \$5,563.00 |
| DC-2004-WSE3G* | 2000 | 3.9 | 6.0 HP, 230V, 3Ø, 15.0A | General | 262 lb.  | 204 lb. | \$5,563.00 |
| DC-3004-WSE3G* | 3000 | 3.9 | 8.0 HP, 230V, 3Ø, 20.0A | General | 292 lb.  | 234 lb. | \$5,814.00 |

\*460V motors available as options.

### ACCESSORIES:

| PART NUMBER  | DESCRIPTION  | FITS MODELS | LIST PRICE |
|--------------|--|-------------|------------|
| AW-9501-0000 | <b>Stainless-steel wall mounting bracket</b> – Provides a permanent location for your pressure washer in a shop or plant facility                                  | All models  | \$1,372.00 |
| AW-9502-0000 | <b>Powder coated steel wall mounting bracket, front-mount</b> – Provides a permanent location for your pressure washer in a shop or plant facility                 | All models  | \$578.00   |
| AW-9502-0001 | <b>Powder coated steel floor stand; can be modified to hold up to 2 units</b> – Provides a permanent location for your pressure washer in a shop or plant facility | All models  | \$943.00   |
| AW-9502-0003 | <b>Powder coated steel wall mounting bracket, side-mount</b> – Provides a permanent location for your pressure washer in a shop or plant facility                  | All models  | \$703.00   |

### OPTIONS:

| PART NUMBER | DESCRIPTION  | FITS MODELS   | LIST PRICE |
|-------------|--|---------------|------------|
| CX-0069     | <b>Auto start/stop</b> – When trigger gun is released timer will turn unit off; when trigger gun is pulled, unit will restart  | All models    | \$158.00   |
| CX-0076     | <b>460V on 6.0-HP, 3Ø model</b> – When 460V of power is available  | DC-2004-WSE3G | \$33.00    |
| CX-0077     | <b>460V on 8.0-HP, 3Ø model</b> – When 460V of power is available  | DC-3004-WSE3G | No charge  |
| CX-0078     | <b>Remote box</b> – Adds plastic control box with rocker switches, can be mounted away from unit to control on/off   | All models    | \$259.00   |
| CX-0096     | <b>Hour meter</b> – Displays the number of hours unit has been in operation  | All models    | \$128.00   |
| CX-0109     | <b>Additional remotes, up to 3 qty.</b> – Additional plastic control boxes with rocker switches, can be added to unit after the first remote is installed; requires remote box option, CX-0078 | All models    | \$285.00   |
| CX-0114     | <b>Remote box</b> – Adds metal control box with push-buttons, can be mounted away from unit to control on/off  | All models    | \$406.00   |
| CX-0115     | <b>Additional remotes, up to 3 qty.</b> – Additional metal control boxes with push-buttons, can be added to unit after the first remote is installed; requires remote box option, CX-0114      | All models    | \$406.00   |



DC-2004-WSE2G shown with stainless-steel wall mounting bracket, AW-9501-0000



Powder coated steel floor stand, AW-9502-0001

# DEALER COLD WATER PRESSURE WASHERS

## PREMIUM SERIES

GASOLINE – PORTABLE – BELT DRIVE



DC-4004-W5H6G

- Belt drive triplex piston pump with ceramic plungers
- External bypass system protects from heat build-up
- Factory preset stainless-steel and brass unloader (DC-3504 and DC-4004 models feature Mi-T-M unloader)
- Water filter with clear sleeve for screen inspection
- Heavy-duty dual cogged belt drive system
- Performance-proven engine
- Powder coated steel frame
- Two-piece belt guard
- 13-inch flat-free tires
- Quick connect nozzles – 0°, 15°, 25° and 40°
- 50-foot x 3/8-inch non-marking high pressure hose with quick connects
- 48-inch lance with rubber grip and insulated trigger gun (36-inch lance on DC-2505 and DC-3004 models)
- 3 year limited Honda, Kohler, Mi-T-M and Vanguard engine warranties
- Intertek Certified – US (Honda and Vanguard engine models)

| MODEL NUMBER  | PSI  | GPM | DISPLACEMENT/ENGINE   | PUMP    | SHIP WT. | NET WT. | LIST PRICE |
|---------------|------|-----|---|---------|----------|---------|------------|
| DC-2505-W4H6G | 2500 | 4.4 | 389cc Honda GX390 OHV <sup>+</sup>                            | General | 290 lb.  | 216 lb. | \$4,088.00 |
| DC-3004-W4H6G | 3000 | 3.5 | 389cc Honda GX390 OHV <sup>+</sup>                            | General | 290 lb.  | 216 lb. | \$4,316.00 |
| DC-3504-W5H6G | 3500 | 3.8 | 389cc Honda GX390 OHV <sup>+</sup>                            | General | 290 lb.  | 216 lb. | \$4,184.00 |
| DC-3504-W5K6G | 3500 | 3.8 | 429cc Kohler CH440 OHV  | General | 290 lb.  | 216 lb. | \$3,660.00 |
| DC-3504-W5M6G | 3500 | 3.8 | 420cc Mi-T-M OHV  | General | 290 lb.  | 216 lb. | \$3,190.00 |
| DC-4004-W5H6G | 4000 | 3.5 | 389cc Honda GX390 OHV <sup>+</sup>                            | General | 290 lb.  | 216 lb. | \$4,569.00 |
| DC-4004-W5V6G | 4000 | 4.0 | 480cc Vanguard OHV with electric start – battery not included | General | 330 lb.  | 256 lb. | \$7,292.00 |

<sup>+</sup>49 state engine. Not for sale in California.

### ACCESSORIES:

| PART NUMBER    | DESCRIPTION  | FITS MODELS | LIST PRICE |
|----------------|--|-------------|------------|
| 50-0161        | <b>High pressure detergent injector</b> – High pressure water mixes with detergent to clean even the heaviest build-up | All models  | \$131.60   |
| 851-0338       | <b>50-foot x 3/8-inch non-marking hose</b> – For when you need extra hose for added mobility                           | All models  | \$333.80   |
| AW-7510-Series | <b>Rotating nozzle</b> – Increase your cleaning power and decrease your cleaning time, 5100-PSI rated, see page 46     | All models  | \$281.00   |
| AW-8400-0021   | <b>Low pressure detergent injector</b> – Allows the user to apply the recommended detergents                           | All models  | \$107.00   |

### OPTIONS:

| PART NUMBER | DESCRIPTION  | FITS MODELS                                | LIST PRICE |
|-------------|--|--|------------|
| CX-0005     | <b>36-inch insulated dual lance</b> – Has high and low pressure tips that allow you to switch to the low pressure detergent injector without having to change tips | DC-2505 & DC-3004 models                   | \$244.00   |
| CX-0054     | <b>Roll cage</b> – Designed to protect equipment, comes with a lifting hook, 1 1/4-inch powder coated steel tubing   | All Honda, Kohler and Mi-T-M engine models | \$589.00   |
| CX-0055     | <b>Roll cage</b> – Designed to protect equipment, comes with a lifting hook, 1 1/4-inch powder coated steel tubing   | DC-4004-W5V6G                              | \$575.00   |
| CX-0113     | <b>Electric start – battery not included</b> – For easy starting   | All Honda engine models                    | \$1,190.00 |

## DEALER COLD WATER PRESSURE WASHERS

## PREMIUM SERIES

GASOLINE – PORTABLE WITH ROLL CAGE – BELT DRIVE



DC-6004-WC4H6G

- Belt drive triplex piston pump with ceramic plungers
- External bypass system protects from heat build-up
- Factory preset stainless-steel and brass unloader
- Water filter with clear sleeve for screen inspection (High capacity water filter on DC-3008-WC4H6G)
- Performance proven engine
- Electric start – battery not included
- Powder coated steel frame with roll cage and lifting hook
- 13-inch flat-free tires with locking tire brake
- Two-piece belt guard
- 13-gallon fuel tank capacity for 9½ hour run time
- Quick connect nozzles – 0°, 15°, 25° and 40°
- 50-foot x ¾-inch high pressure hose with quick connects (DC-5000 and DC-6004 models have a non-marking hose; DC-7004 model has a black hose)
- 50-foot x ½-inch high pressure black hose with quick connects (DC-3008-WC4H6G)
- 48-inch lance with rubber grip and insulated trigger gun
- 3 year limited Honda engine warranty
- Intertek Certified – US (DC-5004-WC4H6A, DC-5004-WC4H6G and DC-5005-WC4H6G)

| MODEL NUMBER   | PSI  | GPM | DISPLACEMENT/ENGINE   | PUMP    | SHIP WT. | NET WT. | LIST PRICE  |
|----------------|------|-----|-----------------------|---------|----------|---------|-------------|
| DC-3008-WC4H6G | 3000 | 8.0 | 688cc Honda GX630 OHV | General | 504 lb.  | 438 lb. | \$11,035.00 |
| DC-5004-WC4H6A | 5000 | 4.0 | 688cc Honda GX630 OHV | AR      | 499 lb.  | 433 lb. | \$9,856.00  |
| DC-5004-WC4H6G | 5000 | 4.0 | 688cc Honda GX630 OHV | General | 515 lb.  | 449 lb. | \$10,386.00 |
| DC-5005-WC4H6G | 5000 | 5.0 | 688cc Honda GX630 OHV | General | 515 lb.  | 449 lb. | \$10,711.00 |
| DC-6004-WC4H6G | 6000 | 3.7 | 688cc Honda GX630 OHV | General | 515 lb.  | 449 lb. | \$13,154.00 |
| DC-7004-WC4H6G | 7000 | 3.8 | 688cc Honda GX690 OHV | General | 515 lb.  | 449 lb. | \$13,974.00 |

## ACCESSORIES:

| PART NUMBER  | DESCRIPTION  | FITS MODELS                       | LIST PRICE |
|--------------|--|-----------------------------------|------------|
| 851-0089     | 50-foot x ½-inch hose – For when you need extra hose for added mobility  | DC-3008-WC4H6G                    | \$505.60   |
| 851-0317     | 50-foot x ¾-inch non-marking hose – For when you need extra hose for added mobility  | DC-5004, DC-5005 & DC-6004 models | \$421.60   |
| 851-0420     | 50-foot x ¾-inch hose – For when you need extra hose for added mobility  | DC-7004-WC4H6G                    | \$488.90   |
| AW-7500-0035 | Rotating nozzle – Increase your cleaning power and decrease your cleaning time, 0° spray with 25° coverage, 3.5 orifice size | DC-5004 models                    | \$377.00   |
| AW-7500-0045 | Rotating nozzle – Increase your cleaning power and decrease your cleaning time, 0° spray with 25° coverage, 4.5 orifice size | DC-5005-WC4H6G                    | \$377.00   |
| AW-0018-0374 | Rotating nozzle – Increase your cleaning power and decrease your cleaning time, 0° spray with 25° coverage, 3.0 orifice size | DC-6004 & DC-7004 models          | \$1,328.00 |

## OPTION:

| PART NUMBER | DESCRIPTION                         | FITS MODELS | LIST PRICE |
|-------------|-------------------------------------|-------------|------------|
| CX-0118     | Skid feet – Stationary applications | All models  | \$63.00    |

# DEALER COLD WATER PRESSURE WASHERS

## PREMIUM SERIES

DIESEL – PORTABLE – BELT DRIVE



- Belt drive triplex piston pump with ceramic plungers
- External bypass system protects from heat build-up
- Factory preset stainless-steel and brass unloader
- Water filter with clear sleeve for screen inspection
- Dual cogged belt drive system for increased belt life
- Professional Kohler diesel engine
- Powder coated steel frame
- Enclosed belt guard
- 13-inch flat-free tires
- Quick connect nozzles – 0°, 15°, 25° and 40°
- 50-foot x 3/8-inch non-marking high pressure hose with quick connects
- 36-inch lance with rubber grip and insulated trigger gun
- 3 year limited Kohler engine warranty
- Intertek Certified – US

| MODEL NUMBER  | PSI  | GPM | HORSEPOWER/ENGINE  | PUMP    | SHIP WT. | NET WT. | LIST PRICE |
|---------------|------|-----|--|---------|----------|---------|------------|
| DC-3004-W0K7G | 3000 | 3.9 | 9.1 HP Kohler KD440 OHV with electric start – battery not included | General | 321 lb.  | 245 lb. | \$7,839.00 |

## ACCESSORIES:

| PART NUMBER  | DESCRIPTION   | FITS MODEL    | LIST PRICE |
|--------------|---|---------------|------------|
| 50-0161      | <b>High pressure detergent injector</b> – High pressure water mixes with detergent to clean even the heaviest build-up              | DC-3004-W0K7G | \$131.60   |
| 851-0338     | <b>50-foot x 3/8-inch non-marking hose</b> – For when you need extra hose for added mobility  | DC-3004-W0K7G | \$333.80   |
| AW-7510-0045 | <b>Rotating nozzle</b> – Increase your cleaning power and decrease your cleaning time, 0° spray with 25° coverage, 4.5 orifice size | DC-3004-W0K7G | \$281.00   |
| AW-8400-0021 | <b>Low pressure detergent injector</b> – Allows the user to apply the recommended detergents  | DC-3004-W0K7G | \$107.00   |

## OPTIONS:

| PART NUMBER | DESCRIPTION  | FITS MODEL    | LIST PRICE |
|-------------|--|---------------|------------|
| CX-0005     | <b>36-inch insulated dual lance</b> – Has high and low pressure tips that allow you to switch to the low pressure detergent injector without having to change tips | DC-3004-W0K7G | \$244.00   |
| CX-0054     | <b>Roll cage</b> – Designed to protect equipment, comes with a lifting hook, 1 1/4-inch powder coated steel tubing   | DC-3004-W0K7G | \$589.00   |

# ROTARY SURFACE CLEANERS

## ROTARY SURFACE CLEANERS



| PART NUMBER  | DESCRIPTION   | LIST PRICE |
|--------------|---|------------|
| AW-7020-8009 | Rotary surface cleaner – 14-inch  | \$278.00   |
| AW-7020-8003 | Rotary surface cleaner – 20-inch  | \$1,107.00 |
| AW-7020-8005 | Rotary surface cleaner – 20-inch, includes shut-off ball valve, 50-0210 | \$1,512.00 |
| AW-7020-8010 | Rotary surface cleaner – 20-inch, includes four casters                 | \$1,596.00 |
| AW-7020-8006 | Rotary surface cleaner – 24-inch, 2-nozzle spray bar                    | \$2,666.00 |
| AW-7020-8007 | Rotary surface cleaner – 24-inch, 3-nozzle spray bar                    | \$3,211.00 |
| AW-7020-8001 | Rotary surface cleaner – 28-inch  | \$3,996.00 |



**14-inch Diameter**  
**AW-7020-8009**  
 – 8.0-GPM water volume  
 – 4200-PSI rated  
 – Quick connects to pressure washer wand

**20-inch Diameter**  
**AW-7020-8003**  
 – 3.0 to 5.0-GPM water volume  
 – 4000-PSI rated  
 – Heat treated sealed pressure swivel – requires no maintenance

**20-inch Diameter**  
**AW-7020-8005**  
 – 3.0 to 5.0-GPM water volume  
 – 4000-PSI rated  
 – Heat treated sealed pressure swivel – requires no maintenance  
 – Includes shut-off ball valve, 50-0210

**20-inch Diameter**  
**AW-7020-8010**  
 – 3.0 to 5.0-GPM water volume  
 – 4000-PSI rated  
 – Heat treated sealed pressure swivel – requires no maintenance  
 – Includes four casters

**24-inch Diameter**  
**AW-7020-8006**  
 – 2-nozzle spray bar  
 – 4.0-GPM water volume  
 – 4000-PSI rated  
 – Heat treated sealed pressure swivel – requires no maintenance

**24-inch Diameter**  
**AW-7020-8007**  
 – 3-nozzle spray bar  
 – 6.0-GPM water volume  
 – 4000-PSI rated  
 – Heat treated sealed pressure swivel – requires no maintenance

**28-inch Diameter**  
**AW-7020-8001**  
 – 4.0 to 10.0-GPM water volume  
 – 4000-PSI rated  
 – Heat treated sealed pressure swivel – requires no maintenance

## SHUT-OFF BALL VALVE



– Allows the user to switch back and forth from a walk-behind rotary surface cleaner to a gun and wand while cleaning  
 – 4000-PSI maximum pressure  
 – 3/8-inch male quick connect steel plug inlet  
 – 3/8-inch male quick connect brass coupler outlet

| PART NUMBER | DESCRIPTION         | LIST PRICE |
|-------------|---------------------|------------|
| 50-0210     | Shut-off ball valve | \$260.30   |

# ROTATING AND MULTI-FUNCTION NOZZLES AND ROTATING BRUSH

## ROTATING NOZZLES

- 0° spray pattern with a 25° coverage
- Includes filter with quick connect



| PART NUMBER     | DESCRIPTION   | LIST PRICE |
|-----------------|---|------------|
| AW-0018-0364    | Rotating nozzle with wand – 2400-PSI rated, 1.2mm orifice size, fits CM-1400-1MEH and CM-1400-0MEC models | \$170.00   |
| AW-0018-0374    | Rotating nozzle – 8700-PSI rated, 3.0 orifice size, fits DC-6004-WC4H6G and DC-7004-WC4H6G models         | \$1,328.00 |
| AW-7004-Series* | Rotating nozzle – 6000-PSI rated, multiple orifice sizes available  | \$460.00   |
| AW-7310-0003    | Rotating nozzle – 3000-PSI rated, 3.0 orifice size, fits ChoreMaster and Work Pro Series                  | \$54.00    |
| AW-7500-Series* | Rotating nozzle – 6000-PSI rated, multiple orifice sizes available  | \$377.00   |
| AW-7510-0035    | Rotating nozzle – 5100-PSI rated, 3.5 orifice size  | \$281.00   |
| AW-7510-0004    | Rotating nozzle – 5100-PSI rated, 4.0 orifice size  | \$281.00   |

\*Consult factory for orifice size and repair kits.

## MULTI-FUNCTION NOZZLES

- Six high pressure stainless-steel nozzles in one: 0°, 15°, 25° and 40° plus soap and rinse



| PART NUMBER  | DESCRIPTION  | LIST PRICE |
|--------------|--|------------|
| AW-7200-0003 | Multi-function nozzle – 4200 PSI rated, 3.0 orifice size | \$60.00    |
| AW-7200-0035 | Multi-function nozzle – 4200 PSI rated, 3.5 orifice size | \$60.00    |
| AW-7200-0004 | Multi-function nozzle – 4200 PSI rated, 4.0 orifice size | \$60.00    |

## ROTATING BRUSH

- Natural hair bristles
- Quick connect
- Adjustable angle
- Rotating action, swivel head
- 3.0 to 6.0-GPM flow rate



| PART NUMBER  | DESCRIPTION    | LIST PRICE |
|--------------|----------------|------------|
| AW-7003-1500 | Rotating brush | \$217.00   |

## DIGITAL HOUR METER/TACHOMETER

- Updates every 3 seconds
- RPM to 9,900



| PART NUMBER | DESCRIPTION                | LIST PRICE |
|-------------|----------------------------|------------|
| 32-0416     | Hour meter with tachometer | \$173.30   |

## HIGH TEMPERATURE O-RINGS

- Ensures a tight fit and prevents leaks with quick connect sockets



| PART NUMBER | DESCRIPTION  | LIST PRICE |
|-------------|--|------------|
| 25-0594     | High temperature o-rings – 3/8-inch high temp silicon; fits quick connect socket, 17-0004, on hot water outlets, for hoses | \$3.70     |
| 25-0595     | High temperature o-rings – 1/4-inch high temp silicon; fits quick connect socket, 17-0028, on wands                        | \$3.70     |

## WATER BROOM

- Perfect for cleaning decks, garage floors, sidewalks and driveways
- Made with heavy-duty aluminum blocks and casters
- 12-inch broom with three 65° nozzles
- Quick connect 1/4-inch inlet
- Up to 4000-PSI maximum pressure



| PART NUMBER  | DESCRIPTION  | LIST PRICE |
|--------------|--|------------|
| AW-7012-2503 | Water broom – Fits ChoreMaster Gasoline and Work Pro Series models | \$124.00   |

# SAND AND DETERGENT INJECTORS AND GUTTER CLEANER

## SAND INJECTOR



- Includes sand probe and clear hose
  - 5500-PSI rated
- Note: Consult factory for nozzle orifice size prior to ordering

| PART NUMBER  | DESCRIPTION                     | LIST PRICE |
|--------------|---------------------------------|------------|
| AW-3000-0000 | Wet sand injector – Carbide tip | \$535.00   |
| 18-0113      | Carbide replacement nozzle      | \$224.70   |

## DETERGENT INJECTORS



### Low Pressure Detergent Injectors

- Adjustable chemical draw
- Quick connects for easy installation

### High Pressure Detergent Injectors

- Brass and stainless-steel construction
- Steel mesh in-line water strainer

| PART NUMBER  | DESCRIPTION   | LIST PRICE |
|--------------|---|------------|
| AW-8000-0001 | Low pressure injector – 3500-PSI, 3.0 to 5.0-GPM, stainless steel | \$740.00   |
| AW-8400-0018 | Low pressure injector – 4000-PSI, 2.0 to 3.0-GPM, brass           | \$95.00    |
| AW-8400-0021 | Low pressure injector – 4000-PSI, 3.0 to 5.0-GPM, brass           | \$107.00   |
| 851-0022     | Detergent injector shut-off valve                                 | \$118.80   |
| 50-0161      | High pressure injector – 2.0 to 6.0-GPM                           | \$131.60   |
| AW-8007-0000 | High pressure injector – Diaphragm-style                          | \$490.00   |


## LONG RANGE CHEMICAL NOZZLE



- Quick connects to the end of the wand
- Low pressure
- Has a range of 30-feet while drawing chemical

| PART NUMBER | DESCRIPTION                | LIST PRICE |
|-------------|----------------------------|------------|
| 18-0373     | Long range chemical nozzle | \$11.80    |

## PUMP WINTERIZING BLOWOUT FITTING



- Allows you to use an air chuck to clear the pump of any water remaining in the system to avoid damage from freezing
- For use with all pressure washers

| PART NUMBER  | DESCRIPTION                      | LIST PRICE |
|--------------|----------------------------------|------------|
| AW-4070-0005 | Pump winterizing blowout fitting | \$24.00    |


## PIVOT COUPLER



- 1/4-inch quick connect
- For most cold water pressure washers rated up to 4500-PSI
- Connects between the wand and high pressure nozzle
- Adjusts to three different cleaning angles

| PART NUMBER | DESCRIPTION   | LIST PRICE |
|-------------|---------------|------------|
| 50-0208     | Pivot coupler | \$47.10    |

## HIGH PRESSURE SWIVEL CONNECTOR



- 5000-PSI maximum pressure
- 42.0-GPM flow rate
- 3/8-inch MNPT x 3/8-inch FNPT
- Nickel plated with stainless-steel internal

| PART NUMBER  | DESCRIPTION                    | LIST PRICE |
|--------------|--------------------------------|------------|
| AW-0023-0507 | High pressure swivel connector | \$51.00    |

## GUTTER CLEANER



- 4000-PSI maximum pressure
- 1/4-inch quick connect socket outlet
- 1/4-inch quick connect plug inlet

| PART NUMBER | DESCRIPTION    | LIST PRICE |
|-------------|----------------|------------|
| 50-0201     | Gutter cleaner | \$24.60    |

# DETERGENTS, PUMP OIL AND PUMP SAVER

## DETERGENTS



All detergents are hard water stable to prevent spotting. They are environmentally friendly, biodegradable and will not harm plants.

### All Purpose Cleaner

– A versatile and efficient all-around cleaner for vehicles, most surfaces and lawn equipment

### Deck & House Wash

– Removes dirt and mildew from decks, homes and wooden surfaces

### Heavy-Duty Degreaser

– Contains rust inhibitors to reduce corrosion  
– Removes grease, oil, diesel and petroleum from all your equipment

| PART NUMBER     | DESCRIPTION                                 | LIST PRICE |
|-----------------|---|------------|
| AW-4018-0026    | All purpose cleaner – 1 gallon, 4 per case  | \$23.00    |
| AW-4018-0026-C* | All purpose cleaner – 1 gallon, 4 per case  | \$35.00    |
| AW-4018-0005    | All purpose cleaner – 5 gallon              | \$110.00   |
| AW-4018-0005-C* | All purpose cleaner – 5 gallon              | \$124.00   |
| AW-4018-0055    | All purpose cleaner – 55 gallon             | \$1,130.00 |
| AW-4018-0055-C* | All purpose cleaner – 55 gallon             | \$1,164.00 |
| AW-4034-0026    | Deck & house wash – 1 gallon, 4 per case    | \$23.00    |
| AW-4034-0026-C* | Deck & house wash – 1 gallon, 4 per case    | \$35.00    |
| AW-4034-0005    | Deck & house wash – 5 gallon                | \$110.00   |
| AW-4034-0005-C* | Deck & house wash – 5 gallon                | \$124.00   |
| AW-4034-0055    | Deck & house wash – 55 gallon               | \$1,130.00 |
| AW-4034-0055-C* | Deck & house wash – 55 gallon               | \$1,164.00 |
| AW-4059-0026    | Heavy-duty degreaser – 1 gallon, 4 per case | \$23.00    |
| AW-4059-0026-C* | Heavy-duty degreaser – 1 gallon, 4 per case | \$35.00    |
| AW-4059-0005    | Heavy-duty degreaser – 5 gallon             | \$110.00   |
| AW-4059-0005-C* | Heavy-duty degreaser – 5 gallon             | \$124.00   |
| AW-4059-0055    | Heavy-duty degreaser – 55 gallon            | \$1,130.00 |
| AW-4059-0055-C* | Heavy-duty degreaser – 55 gallon            | \$1,164.00 |

\*Available in Canada.

## DETERGENT FOAMER



- 1100 to 5000-PSI rated
- Adjustable flow control
- 2.0 to 5.3-GPM flow rate
- ¼-inch quick connect plug
- 37 oz. bottle capacity
- 140°F maximum operating temperature

| PART NUMBER  | DESCRIPTION      | LIST PRICE |
|--------------|------------------|------------|
| AW-0018-0459 | Detergent foamer | \$111.00   |

## PUMP OIL



- Specially designed for pressure washer pumps
- Contains rust and corrosion additives, anti-wear additives, foam suppressant and dispersant for system cleanliness

| PART NUMBER  | DESCRIPTION                                 | LIST PRICE |
|--------------|---|------------|
| AW-4085-0016 | Pump oil – 1-pint bottles, 6 or 12 per case | \$16.00    |

## PUMP SAVER




- For use with all pressure washers
- Protects pressure washer when not in use

| PART NUMBER  | DESCRIPTION                            | LIST PRICE |
|--------------|--|------------|
| AW-4070-0004 | Pump saver – 16 oz. bottle, 4 per case | \$30.00    |



# EXTENSION WANDS AND COLD WATER GUN AND WAND ASSEMBLIES


## WAND EXTENSIONS



| PART NUMBER  | DESCRIPTION   | LIST PRICE |
|--------------|---|------------|
| 50-0180      | Wand extension – 24-inch, fits all ChoreMaster and Work Pro Series models | \$76.00    |
| AW-7103-1800 | Powder coated steel wand extension – 18-inch, includes quick connects     | \$57.00    |
| AW-7103-3600 | Powder coated steel wand extension – 36-inch, includes quick connects     | \$72.00    |
| AW-7103-7200 | Powder coated steel wand extension – 72-inch, includes quick connects     | \$213.00   |

## ALUMINUM EXTENSION WANDS

- ¼-inch lance saver socket with quick connect plug
- 4000-PSI rated
- 12.0-GPM flow rate
- 300°F temperature rating



| PART NUMBER  | DESCRIPTION                       | LIST PRICE |
|--------------|-----------------------------------|------------|
| AW-7105-3600 | Aluminum wand extension – 36-inch | \$45.00    |
| AW-7105-4800 | Aluminum wand extension – 48-inch | \$56.00    |
| AW-7105-7200 | Aluminum wand extension – 72-inch | \$59.00    |
| AW-7105-9600 | Aluminum wand extension – 90-inch | \$78.00    |

## EXTENDED REACH WANDS



| PART NUMBER  | DESCRIPTION                              | LIST PRICE |
|--------------|--|------------|
| AW-7018-1200 | Fiberglass extended reach wand – 12-foot | \$356.00   |
| AW-7018-1800 | Fiberglass extended reach wand – 18-foot | \$416.00   |
| AW-7018-2400 | Fiberglass extended reach wand – 24-foot | \$560.00   |
| AW-7017-1800 | Aluminum extended reach wand – 18-foot   | \$607.00   |
| AW-7015-0001 | Telescoping wand belt                    | \$76.00    |

### Fiberglass and Aluminum Wands

- Professional-grade trigger gun with safety lock-off
- Complete with quick connects
- Compatible with pressure washers up to 4000-PSI

### Fiberglass Wands

- Available in 12, 18 or 24-foot lengths

### Aluminum Wands

- Available in 18-foot length
- Lever locks
- Includes belt for additional support

### Telescoping Wand Belt

- Works with both fiberglass and aluminum wands
- Includes three plastic snap-on clips that snap at your shoulder, waist and the wand
- Reduces fatigue and strain on operator

## COLD WATER GUN AND WAND ASSEMBLIES



- Professional-grade insulated trigger gun with safety lock-off and quick connects
- Includes rubber grip and quick connects

| PART NUMBER | DESCRIPTION  | LIST PRICE |
|-------------|--|------------|
| 851-0095    | Gun and lance – 36-inch, 4000-PSI rated, stainless-steel | \$160.50   |
| 851-0371    | Gun and lance – 48-inch, 4000-PSI rated, stainless-steel | \$165.90   |
| 851-0309    | Gun and lance – 48-inch, 5000-PSI rated, black           | \$422.70   |
| 851-0361    | Gun and lance – 48-inch, 7300-PSI rated, black           | \$1,142.80 |

# HOT WATER LANCE ASSEMBLIES AND HIGH PRESSURE HOSES

## HOT WATER DUAL LANCE ASSEMBLIES



- Professional-grade insulated trigger gun with safety lock-off and quick connects
- Adjustable pressure insulated dual lance

| PART NUMBER | DESCRIPTION  | LIST PRICE |
|-------------|--|------------|
| 850-0175    | Dual lance – 36-inch, 4500-PSI rated, General Pump | \$454.80   |
| 850-0435    | Dual lance – 36-inch, 4500-PSI rated, Suttner      | \$262.20   |
| 850-0436    | Dual lance – 48-inch, 4500-PSI rated, Suttner      | \$267.50   |



## REPLACEMENT TRIGGER GUN



| PART NUMBER | DESCRIPTION                        | LIST PRICE |
|-------------|------------------------------------|------------|
| 16-0446     | Trigger gun – Rated up to 5000-PSI | \$69.00    |

## HIGH PRESSURE EXTENSION HOSES



### Cold Water High Pressure Hoses

- Includes quick connects, swivel and bend restrictors on 15-0273, 851-0006, 851-0089, 851-0317, 851-0338, 851-0420 and AW-0851-0338
- Chemical resistant

### Hot Water High Pressure Hoses

- Includes quick connects, swivel and bend restrictors on 851-0262 and 850-0433
- Chemical resistant
- Wire-braided
- For use with hose reels

#### COLD WATER HIGH PRESSURE HOSES

| PART NUMBER  | DESCRIPTION  | LIST PRICE |
|--------------|--|------------|
| 15-0273      | Cold water hose – 100-foot x 3/8-inch ID, 4000-PSI, R1, non-marking  | \$551.10   |
| 15-0365      | Cold water hose – 50-foot x 3/8-inch ID, 7200-PSI, R3, black   | \$383.70   |
| 851-0006     | Cold water hose – 50-foot x 3/8-inch ID, 4500-PSI, R2, non-marking   | \$394.80   |
| 851-0089     | Cold water hose – 50-foot x 1/2-inch ID, 4500-PSI, R2  | \$505.60   |
| 851-0317     | Cold water hose – 50-foot x 3/8-inch ID, 6000-PSI, R2, non-marking   | \$421.60   |
| 851-0338     | Cold water hose – 50-foot x 3/8-inch ID, 4000-PSI, R1, non-marking   | \$333.80   |
| 851-0420     | Cold water hose – 50-foot x 3/8-inch ID, 7000-PSI, R2, black   | \$488.90   |
| AW-0050-0176 | Cold water hose – 23-foot x 3/8-inch ID, 4000-PSI, R1, steel-braided; fits CV Series, CM-3000-0MMB, WP-3000 models, packaged | \$149.00   |
| AW-0851-0338 | Cold water hose – 50-foot x 3/8-inch ID, 4000-PSI, R1, non-marking   | \$347.00   |

#### HOT WATER HIGH PRESSURE HOSES

| PART NUMBER | DESCRIPTION   | LIST PRICE |
|-------------|---|------------|
| 15-0077     | Hot water hose – 50-foot x 3/8-inch ID, 3000-PSI, R1, steam combination | \$913.80   |
| 850-0433    | Hot water hose – 50-foot x 3/8-inch ID, 4500-PSI, R2                    | \$345.60   |
| 851-0262    | Hot water hose – 50-foot x 3/8-inch ID, 3000-PSI, R1                    | \$265.40   |
| 15-0146     | Hot water hose – 50-foot x 3/8-inch ID, 3000-PSI, R1                    | \$214.00   |
| 15-0160     | Hot water hose – 75-foot x 3/8-inch ID, 4500-PSI, R2                    | \$446.20   |
| 15-0161     | Hot water hose – 100-foot x 3/8-inch ID, 4500-PSI, R2                   | \$583.20   |
| 15-0162     | Hot water hose – 150-foot x 3/8-inch ID, 4500-PSI, R2                   | \$874.20   |
| 15-0163     | Hot water hose – 200-foot x 3/8-inch ID, 4500-PSI, R2                   | \$1,173.80 |

#### INDUSTRIAL WATER SUPPLY HOSE

| PART NUMBER | DESCRIPTION                                       | LIST PRICE |
|-------------|---|------------|
| 15-0006     | Industrial water supply hose – 50-foot x 3/4-inch | \$340.90   |

# HOSE REELS

## HOSE REELS

**50-0195 and 50-0196 Hose Reels**  
 – 360° pivoting action  
 – Rated for units 4000-PSI and lower

**50-0164 and 50-0165 Hose Reels**  
 – Non-pivoting action

**All Hose Reels**  
 – Easy mount bracket design  
 – Clean hands hose guides  
 – Live system

Note: Consult factory for correct mounting brackets and jumper hoses.



1 50-0195



50-0164



3  
**AW-0050-0138**  
 Bracket - Universal mount



2  
**AW-0050-0186**  
 Bracket



**13-0208A18**  
 Bracket - 45° for mounting reels without swivel



**24-0105**  
 Elbow




4  
**13-0175A18**  
 Bracket - Cold water base mount



**13-0210A18**  
 Bracket - 90° for mounting reels without swivel



**13-0207A18**  
 Bracket - Wall-mount



**AW-0050-0140**  
 Bracket - 29-inch bar

| PART NUMBER  | DESCRIPTION   | LIST PRICE |
|--------------|---|------------|
| 50-0195      | Hose reel – 13-inch, 150-foot maximum hose length   | \$1,328.90 |
| 50-0196      | Hose reel – 16-inch, 200-foot maximum hose length   | \$1,323.00 |
| 50-0164*     | Hose reel without swivel – 13-inch, 100-foot maximum hose length  | \$744.70   |
| 50-0165*     | Hose reel without swivel – 16-inch, 200-foot maximum hose length  | \$784.40   |
| AW-0050-0138 | Bracket – Universal mount; fits Hot Water Gasoline Direct Drive DHS Series 2500-PSI models (p.16), HVS Series (p.20-21) and Hot Water Electric Direct Drive DHS Series (p.6)                    | \$42.00    |
| 13-0175A18   | Bracket – Cold water base mount, fits Cold Water Premium Series, 2500 to 4000-PSI gasoline models (p.42)  | \$59.90    |
| 13-0179A18   | Bracket – Fits hose reels on trailer units  | \$153.00   |
| 13-0207A18   | Bracket – Wall-mount, fits HEG Series (p.12-13)   | \$26.80    |
| 13-0208A18   | Bracket – 45° for mounting hose reel without swivel over unit   | \$100.60   |
| 13-0210A18   | Bracket – 90° for mounting hose reel without swivel to side of unit   | \$79.20    |
| 13-0251A18   | Bracket – Fits HHS Series (p.9)   | \$52.40    |
| AW-0050-0140 | Bracket – 29-inch bar, fits Cold Water Premium Series with Roll Cage (p.43)   | \$101.00   |
| AW-0050-0186 | Bracket – Fits HHB Series (p.8) and HHS Series (p.9)  | \$107.00   |
| 24-0105+     | Elbow – Required for use with 50-0164 and 50-0165 hose reels  | \$20.30    |
| 15-0159      | Jumper hose – For hose reels on trailer units   | \$44.90    |
| 850-0278^    | Jumper hose – Quick connect, 85-inch, fits Hot Water Electric Belt Drive DHS Series (p.7), HHB Series (p.8), HHS Series (p.9), HEG Series (p.12-13), HDC Series (p.19) and HVS Series (p.20-21) | \$109.10   |
| 850-0443     | Jumper hose – Quick connect, 42-inch, fits DHG Series (p.17)  | \$76.00    |
| 852-0139^    | Jumper hose – Quick connect, 57-inch, fits Hot Water Gasoline Direct Drive DHS Series (p.16), Hot Water Electric Belt Drive DHS Series (p.7) and Cold Water Pressure Washers (p.35-44)          | \$106.00   |

\*Must be mounted with 13-0208A18, 45° bracket or 13-0210A18, 90° bracket.  
 +24-0105 elbow is required for jumper hose mounting.  
 ^850-0278 and 852-0139 jumper hoses are not rated for steam applications.



**Jumper Hoses**  
 5 **852-0139** Quick connect, 57-inch  
 6 **850-0278** Quick connect, 85-inch  
**850-0443** Quick connect, 42-inch  
 Note: 852-0139 and 850-0278 jumper hoses are not rated for steam applications.



DC-4004-W5H6G



DH-1502-SE0E1M



HHB-2503-0E2A

Due to advancements in technology, the design of Mi-T-M hose reels may change after the publication of this catalog.

# GASOLINE AIR COMPRESSORS

## 5-GALLON

INDUSTRIAL SINGLE STAGE – GASOLINE



AM1-HM04-05M

- Quality single stage compressor
- Oil lubricated aluminum crankcase
- Powder coated steel frame with roll cage design
- Powder coated twin tank receivers
- 3 year limited Honda and Mi-T-M engine warranties

| MODEL NUMBER | CFM @ PSI | DISPLACEMENT/ENGINE   | SHIP WT. | NET WT. | LIST PRICE |
|--------------|-----------|-----------------------|----------|---------|------------|
| AM1-HH04-05M | 4.8 @ 90  | 118cc Honda GX120 OHV | 85 lb.   | 77 lb.  | \$1,753.00 |
| AM1-HM04-05M | 4.8 @ 90  | 212cc Mi-T-M OHV      | 85 lb.   | 77 lb.  | \$1,397.00 |

## ACCESSORY:

| PART NUMBER | DESCRIPTION   | FITS MODELS | LIST PRICE |
|-------------|---|-------------|------------|
| 70-0357     | Engine oil drain extension – 14-inch flexible drain hose makes oil changes clean and easy | All models  | \$67.40    |

## 8-GALLON

INDUSTRIAL SINGLE STAGE – GASOLINE



AM1-PH65-08M

- Quality single stage compressor
- Splash lubricated compressor
- Powder coated twin tank receivers
- 10-inch flat-free tire
- 3 year limited Honda, Kohler and Mi-T-M engine warranties

| MODEL NUMBER | CFM @ PSI | DISPLACEMENT/ENGINE    | SHIP WT. | NET WT. | LIST PRICE |
|--------------|-----------|------------------------|----------|---------|------------|
| AM1-PH65-08M | 13.9 @ 90 | 196cc Honda GX200 OHV  | 200 lb.  | 175 lb. | \$2,214.00 |
| AM1-PK07-08M | 13.9 @ 90 | 208cc Kohler CH270 OHV | 200 lb.  | 175 lb. | \$2,114.00 |
| AM1-PM07-08M | 13.9 @ 90 | 212cc Mi-T-M OHV       | 200 lb.  | 175 lb. | \$1,882.00 |

## ACCESSORIES:

| PART NUMBER  | DESCRIPTION  | FITS MODELS | LIST PRICE |
|--------------|--|-------------|------------|
| 70-0357      | Engine oil drain extension – 14-inch flexible drain hose makes oil changes clean and easy  | All models  | \$67.40    |
| 854-0093     | Service truck mount kit – Recommended for models mounted in service truck applications. Includes four rubber isolators to reduce wear. You will also need to order stationary option, AX-0078. | All models  | \$138.00   |
| AW-6000-1002 | Equipment cover – Keeps your equipment clean, dry and looking like new   | All models  | \$228.00   |

## OPTIONS:

| PART NUMBER | DESCRIPTION   | FITS MODELS | LIST PRICE |
|-------------|---|-------------|------------|
| AX-0003     | Manual drain/regulator/metal bowl – Drains moisture from air system                                 | All models  | \$366.00   |
| AX-0078     | Stationary option – Converts the portable model to a stationary model, removes the tire and handles | All models  | No charge  |

# GASOLINE AIR COMPRESSORS

## 20-GALLON INDUSTRIAL SINGLE STAGE – GASOLINE



AM1-PH65-20M

- Quality single stage compressor
- Splash lubricated compressor
- Powder coated ASME receiver tank
- 10-inch flat-free tires
- 3 year limited Honda and Mi-T-M engine warranties
- ASME Boiler and Pressure Vessel Code – UM

| MODEL NUMBER | CFM @ PSI | DISPLACEMENT/ENGINE   | SHIP WT. | NET WT. | LIST PRICE |
|--------------|-----------|-----------------------|----------|---------|------------|
| AM1-PH65-20M | 13.9 @ 90 | 196cc Honda GX200 OHV | 272 lb.  | 212 lb. | \$2,558.00 |
| AM1-PM07-20M | 13.9 @ 90 | 212cc Mi-T-M OHV      | 272 lb.  | 212 lb. | \$2,233.00 |

### ACCESSORIES:

| PART NUMBER  | DESCRIPTION   | FITS MODELS | LIST PRICE |
|--------------|---|-------------|------------|
| 7-0228A18    | Rear lifting handle – Allows the unit to be lifted from both ends                         | All models  | \$86.70    |
| 70-0357      | Engine oil drain extension – 14-inch flexible drain hose makes oil changes clean and easy | All models  | \$67.40    |
| AW-6000-1002 | Equipment cover – Keeps your equipment clean, dry and looking like new                    | All models  | \$228.00   |

### OPTIONS:

| PART NUMBER | DESCRIPTION   | FITS MODELS | LIST PRICE |
|-------------|---|-------------|------------|
| AX-0003     | Manual drain/regulator/metal bowl – Drains moisture from air system   | All models  | \$366.00   |
| AX-0027     | Stationary kit – Converts the portable model to a stationary model, removes the tires and handle, adds a stationary leg | All models  | No charge  |

## 8-GALLON INDUSTRIAL TWO STAGE – GASOLINE



AM2-PK95-08M

- Quality two stage compressor
- Splash lubricated compressor
- Powder coated twin tank receivers
- 10-inch flat-free tires
- Reinforced frame designed to withstand jobs requiring heavy use (AM2-PH09-08M2)
- Enhanced pilot valve exhaust filter (AM2-PH09-08M2)
- 3 year limited Honda, Kohler and Mi-T-M engine warranties

| MODEL NUMBER               | CFM @ PSI* | DISPLACEMENT/ENGINE                | SHIP WT. | NET WT. | LIST PRICE |
|----------------------------|------------|------------------------------------|----------|---------|------------|
| AM2-PH09-08M               | 17.2 @ 175 | 270cc Honda GX270 OHV <sup>+</sup> | 330 lb.  | 260 lb. | \$3,503.00 |
| AM2-PH09-08ME <sup>^</sup> | 17.2 @ 175 | 270cc Honda GX270 OHV <sup>+</sup> | 330 lb.  | 260 lb. | \$4,235.00 |
| AM2-PH09-08M2              | 17.2 @ 175 | 270cc Honda GX270 OHV <sup>+</sup> | 330 lb.  | 260 lb. | \$3,644.00 |
| AM2-PK95-08M               | 17.2 @ 175 | 277cc Kohler CH395 OHV             | 330 lb.  | 260 lb. | \$3,359.00 |
| AM2-PM09-08M               | 17.2 @ 175 | 300cc Mi-T-M OHV                   | 330 lb.  | 260 lb. | \$3,115.00 |
| AM2-PM09-08ME <sup>^</sup> | 17.2 @ 175 | 300cc Mi-T-M OHV                   | 330 lb.  | 260 lb. | \$3,528.00 |

\*Equipped with 150-PSI maximum rated regulator.  
<sup>+</sup>49 state engine. Not for sale in California.  
<sup>^</sup>Equipped with electric start – battery, box and cables not included.

### ACCESSORY:

| PART NUMBER  | DESCRIPTION  | FITS MODELS | LIST PRICE |
|--------------|--|-------------|------------|
| AW-6000-1002 | Equipment cover – Keeps your equipment clean, dry and looking like new | All models  | \$228.00   |

### OPTIONS:

| PART NUMBER | DESCRIPTION   | FITS MODELS   | LIST PRICE |
|-------------|---|---------------|------------|
| AX-0003     | Manual drain/regulator/metal bowl – Drains moisture from air system     | All models    | \$366.00   |
| IX-0055     | Remote start/choke – 7-foot wire extension for key switch               | AM2-PH09-08ME | \$467.00   |
| IX-0059     | Remote start/choke, sealed cable – 7-foot wire extension for key switch | AM2-PH09-08ME | \$543.00   |

# GASOLINE AIR COMPRESSORS

## 20-GALLON

INDUSTRIAL TWO STAGE – GASOLINE



AM2-SH09-20M

- Quality two stage compressor
- Splash lubricated compressor
- Powder coated ASME receiver tank
- 13-inch flat-free tires (Portable models)
- 3 year limited Honda and Mi-T-M engine warranties
- ASME Boiler and Pressure Vessel Code – UM

### PORTABLE MODELS

| MODEL NUMBER               | CFM @ PSI* | DISPLACEMENT/ENGINE                | SHIP WT. | NET WT. | LIST PRICE |
|----------------------------|------------|------------------------------------|----------|---------|------------|
| AM2-PH09-20M               | 17.2 @ 175 | 270cc Honda GX270 OHV <sup>+</sup> | 356 lb.  | 306 lb. | \$3,910.00 |
| AM2-PH09-20ME <sup>^</sup> | 17.2 @ 175 | 270cc Honda GX270 OHV <sup>+</sup> | 356 lb.  | 306 lb. | \$4,528.00 |
| AM2-PM09-20M               | 17.2 @ 175 | 300cc Mi-T-M OHV                   | 356 lb.  | 306 lb. | \$3,468.00 |
| AM2-PM09-20ME <sup>^</sup> | 17.2 @ 175 | 300cc Mi-T-M OHV                   | 356 lb.  | 306 lb. | \$3,873.00 |

### STATIONARY MODELS

| MODEL NUMBER               | CFM @ PSI* | DISPLACEMENT/ENGINE                | SHIP WT. | NET WT. | LIST PRICE |
|----------------------------|------------|------------------------------------|----------|---------|------------|
| AM2-SH09-20M               | 17.2 @ 175 | 270cc Honda GX270 OHV <sup>+</sup> | 356 lb.  | 306 lb. | \$3,709.00 |
| AM2-SH09-20ME <sup>^</sup> | 17.2 @ 175 | 270cc Honda GX270 OHV <sup>+</sup> | 356 lb.  | 306 lb. | \$4,328.00 |
| AM2-SM09-20M               | 17.2 @ 175 | 300cc Mi-T-M OHV                   | 356 lb.  | 306 lb. | \$3,259.00 |
| AM2-SM09-20ME <sup>^</sup> | 17.2 @ 175 | 300cc Mi-T-M OHV                   | 356 lb.  | 306 lb. | \$3,670.00 |

\*Equipped with 150-PSI maximum rated regulator.

<sup>+</sup>49 state engine. Not for sale in California.

<sup>^</sup>Equipped with electric start – battery, box and cables not included.

### ACCESSORIES:

| PART NUMBER  | DESCRIPTION   | FITS MODELS       | LIST PRICE |
|--------------|---|-------------------|------------|
| 854-0093     | Service truck mount kit – Recommended for models mounted in service truck applications; includes four rubber isolators to reduce wear | Stationary models | \$138.00   |
| AW-6000-1002 | Equipment cover – Keeps your equipment clean, dry and looking like new  | All models        | \$228.00   |

### OPTIONS:

| PART NUMBER | DESCRIPTION   | FITS MODELS                   | LIST PRICE |
|-------------|---|-------------------------------|------------|
| AX-0003     | Manual drain/regulator/metal bowl – Drains moisture from air system               | All models                    | \$366.00   |
| AX-0017     | Battery, battery tray, box and 2-foot of cables – Attaches to engine side of unit | Electric start models         | \$402.00   |
| AX-0077     | Battery tray, box and 2-foot of cables – Attaches to engine side of unit          | Electric start models         | \$171.00   |
| IX-0055     | Remote start/choke – 7-foot wire extension for key switch                         | AM2-PH09-20ME & AM2-SH09-20ME | \$467.00   |
| IX-0059     | Remote start/choke, sealed cable – 7-foot wire extension for key switch           | AM2-PH09-20ME & AM2-SH09-20ME | \$543.00   |

## GASOLINE AIR COMPRESSORS

## 30-GALLON AND BASE-MOUNT

INDUSTRIAL TWO STAGE – GASOLINE



AM2-SH09-30M

- Quality two stage compressor
- Splash lubricated compressor
- Powder coated ASME receiver tank
- 3 year limited Honda and Mi-T-M engine warranties
- ASME Boiler and Pressure Vessel Code – UM

## STATIONARY MODELS

| MODEL NUMBER   | CFM @ PSI* | DISPLACEMENT/ENGINE    | SHIP WT. | NET WT. | LIST PRICE |
|----------------|------------|------------------------|----------|---------|------------|
| AM2-SH09-30M   | 17.2 @ 175 | 270cc Honda GX270 OHV+ | 446 lb.  | 376 lb. | \$3,963.00 |
| AM2-SH09-30ME^ | 17.2 @ 175 | 270cc Honda GX270 OHV+ | 453 lb.  | 383 lb. | \$4,582.00 |
| AM2-SM09-30M   | 17.2 @ 175 | 300cc Mi-T-M OHV       | 434 lb.  | 364 lb. | \$3,497.00 |
| AM2-SM09-30ME^ | 17.2 @ 175 | 300cc Mi-T-M OHV       | 442 lb.  | 372 lb. | \$3,609.00 |

*+49 state engine. Not for sale in California.*

## BASE-MOUNT MODEL

| MODEL NUMBER | CFM @ PSI* | DISPLACEMENT/ENGINE | SHIP WT. | NET WT. | LIST PRICE |
|--------------|------------|---------------------|----------|---------|------------|
| AM2-SM09-B^  | 17.2 @ 175 | 300cc Mi-T-M OHV    | 372 lb.  | 302 lb. | \$2,619.00 |

*\*Equipped with 150-PSI maximum rated regulator.*

*^Equipped with electric start – battery, box and cables not included.*

## ACCESSORIES:


| PART NUMBER  | DESCRIPTION   | FITS MODELS       | LIST PRICE |
|--------------|---|-------------------|------------|
| 854-0093     | Service truck mount kit – Recommended for models mounted in service truck applications; includes four rubber isolators to reduce wear | Stationary models | \$138.00   |
| AW-6000-1002 | Equipment cover – Keeps your equipment clean, dry and looking like new  | All models        | \$228.00   |

## OPTIONS:

| PART NUMBER | DESCRIPTION   | FITS MODELS           | LIST PRICE |
|-------------|---|-----------------------|------------|
| AX-0003     | Manual drain/regulator/metal bowl – Drains moisture from air system               | All models            | \$366.00   |
| AX-0017     | Battery, battery tray, box and 2-foot of cables – Attaches to engine side of unit | Electric start models | \$402.00   |
| AX-0077     | Battery tray, box and 2-foot of cables – Attaches to engine side of unit          | Electric start models | \$171.00   |
| IX-0055     | Remote start/choke – 7-foot wire extension for key switch                         | AM2-SH09-30ME         | \$467.00   |
| IX-0059     | Remote start/choke, sealed cable – 7-foot wire extension for key switch           | AM2-SH09-30ME         | \$543.00   |

# GASOLINE AIR COMPRESSORS

## 30-GALLON, 80-GALLON AND BASE-MOUNT INDUSTRIAL TWO STAGE – GASOLINE



ABS-14M-30H

- Quality two stage compressor
- Splash lubricated compressor
- Powder coated ASME receiver tank (Tank-mount models)
- Electric start – battery and cables not included
- Removable base plate offers flexible installation
- 3 year limited Honda, Kohler and Mi-T-M engine warranties
- ASME Boiler and Pressure Vessel Code – UM (30-gallon models)
- ASME Boiler and Pressure Vessel Code – U (80-gallon models)

### TANK-MOUNT MODELS – 30-GALLON

| MODEL NUMBER | CFM @ PSI* | DISPLACEMENT/ENGINE                | SHIP WT. | NET WT. | LIST PRICE |
|--------------|------------|------------------------------------|----------|---------|------------|
| ABS-13H-30H  | 29.0 @ 175 | 389cc Honda GX390 OHV <sup>+</sup> | 480 lb.  | 416 lb. | \$5,752.00 |
| ABS-14K-30H  | 29.0 @ 175 | 429cc Kohler CH440 OHV             | 480 lb.  | 416 lb. | \$4,859.00 |
| ABS-14M-30H  | 29.0 @ 175 | 420cc Mi-T-M OHV                   | 480 lb.  | 416 lb. | \$4,171.00 |

### TANK-MOUNT MODELS – 80-GALLON

| MODEL NUMBER | CFM @ PSI* | DISPLACEMENT/ENGINE                | SHIP WT. | NET WT. | LIST PRICE |
|--------------|------------|------------------------------------|----------|---------|------------|
| ABS-13H-80H  | 29.0 @ 175 | 389cc Honda GX390 OHV <sup>+</sup> | 560 lb.  | 496 lb. | \$6,100.00 |
| ABS-14M-80H  | 29.0 @ 175 | 420cc Mi-T-M OHV                   | 560 lb.  | 496 lb. | \$5,042.00 |

### BASE-MOUNT MODELS

| MODEL NUMBER | CFM @ PSI* | DISPLACEMENT/ENGINE                | SHIP WT. | NET WT. | LIST PRICE |
|--------------|------------|------------------------------------|----------|---------|------------|
| ABS-13H-B    | 29.0 @ 175 | 389cc Honda GX900 OHV <sup>+</sup> | 279 lb.  | 215 lb. | \$4,754.00 |
| ABS-14M-B    | 29.0 @ 175 | 420cc Mi-T-M OHV                   | 279 lb.  | 215 lb. | \$3,349.00 |

\*Equipped with 150-PSI maximum rated regulator.  
<sup>+</sup>49 state engine. Not for sale in California.

### ACCESSORY:

| PART NUMBER  | DESCRIPTION  | FITS MODELS                   | LIST PRICE |
|--------------|--|-------------------------------|------------|
| AW-6000-1002 | Equipment cover – Keeps your equipment clean, dry and looking like new | 30-gallon & base-mount models | \$228.00   |

### OPTIONS:

| PART NUMBER | DESCRIPTION   | FITS MODELS           | LIST PRICE |
|-------------|---|-----------------------|------------|
| AX-0017     | Battery, battery tray, box and 2-foot of cables – Attaches to engine side of unit   | Electric start models | \$402.00   |
| AX-0077     | Battery tray, box and 2-foot of cables – Attaches to engine side of unit  | Electric start models | \$171.00   |
| IX-0001     | Vibration isolator pads – Recommended for models mounted in service truck applications. Isolators protect the unit from vibration during use. | 30 & 80-gallon models | \$196.00   |
| IX-0055     | Remote start/choke – 7-foot wire extension for key switch   | Honda engine models   | \$467.00   |
| IX-0059     | Remote start/choke, sealed cable – 7-foot wire extension for key switch   | Honda engine models   | \$543.00   |
| IX-0067     | Remote start/choke, sealed cable – 7-foot wire extension for key switch   | Mi-T-M engine models  | \$460.00   |



## DIESEL AIR COMPRESSOR

## 30-GALLON

INDUSTRIAL TWO STAGE – DIESEL



ABS-9KD-30H

- Quality two stage compressor
- Splash lubricated compressor
- Powder coated ASME receiver tank
- Electric start – battery, box and cables not included
- Glow plug equipped for easy starting in cold temperatures
- 3 year limited Kohler engine warranty
- ASME Boiler and Pressure Vessel Code – UM

| MODEL NUMBER | CFM @ PSI* | HORSEPOWER/ENGINE       | SHIP WT. | NET WT. | LIST PRICE |
|--------------|------------|-------------------------|----------|---------|------------|
| ABS-9KD-30H  | 29.0 @ 175 | 9.1 HP Kohler KD440 OHV | 540 lb.  | 483 lb. | \$8,725.00 |

\*Equipped with 150-PSI maximum rated regulator.

## ACCESSORY:

| PART NUMBER  | DESCRIPTION  | FITS MODEL  | LIST PRICE |
|--------------|--|-------------|------------|
| AW-6000-1002 | Equipment cover – Keeps your equipment clean, dry and looking like new | ABS-9KD-30H | \$228.00   |

## OPTIONS:

| PART NUMBER | DESCRIPTION   | FITS MODEL  | LIST PRICE |
|-------------|---|-------------|------------|
| AX-0079     | Battery box, cables and tray – Attaches to engine side of unit  | ABS-9KD-30H | \$150.00   |
| IX-0001     | Vibration isolator pads – Recommended for models mounted in service truck applications. Isolators protect the unit from vibration during use. | ABS-9KD-30H | \$196.00   |

# ELECTRIC AIR COMPRESSORS

## WORK PRO® SERIES

SINGLE STAGE – ELECTRIC – 3-GALLON



AM1-HE15-03QM



- Quality single stage compressor
- Aluminum compressor pump
- Oil-free aluminum crankcase
- Induction motor
- Powder coated tank design
- Low noise level – less than 70dBA
- 1 year limited electric motor warranty
- Intertek 3181069 – US and Canada

| USAGE            | RESIDENTIAL/COMMERCIAL |
|------------------|------------------------|
| MODEL NUMBER     | AM1-HE15-03QM          |
| CFM @ PSI        | 4.2 @ 90               |
| HORSEPOWER/MOTOR | 1.5 HP, 120V, 15.0A    |
| SHIP WT.         | 58 lb.                 |
| NET WT.          | 51 lb.                 |
| LIST PRICE       | \$574.00               |

## 5-GALLON

INDUSTRIAL SINGLE STAGE – ELECTRIC



AM1-HE02-05M

- Quality single stage compressor
- Cast iron cylinder
- Oil lubricated aluminum crankcase
- Powder coated twin tank assembly
- Start/stop control set at 95 to 125-PSI
- 1 year limited electric motor warranty
- CSA Certified – US and Canada

| MODEL NUMBER | CFM @ PSI | HORSEPOWER/MOTOR    | SHIP WT. | NET WT. | LIST PRICE |
|--------------|-----------|---------------------|----------|---------|------------|
| AM1-HE02-05M | 4.2 @ 90  | 2.0 HP, 120V, 15.0A | 70 lb.   | 61 lb.  | \$908.00   |

## ELECTRIC AIR COMPRESSORS

## 8-GALLON

INDUSTRIAL SINGLE STAGE – ELECTRIC



- Quality single stage compressor
- Splash lubricated compressor
- Auto start/stop – continuous run optional
- Powder coated twin tank receivers
- 10-inch flat-free tire
- Start/stop control set at 95 to 125-PSI (Not on continuous run models)
- 1 year limited electric motor warranty
- CSA Certified – US and Canada

| MODEL NUMBER | CFM @ PSI | HORSEPOWER/MOTOR    | SHIP WT. | NET WT. | LIST PRICE |
|--------------|-----------|---------------------|----------|---------|------------|
| AM1-PE15-08M | 7.3 @ 90  | 1.5 HP, 120V, 13.2A | 190 lb.  | 170 lb. | \$1,883.00 |
| AM1-PE02-08M | 9.2 @ 90  | 2.0 HP, 120V, 18.8A | 203 lb.  | 183 lb. | \$2,015.00 |

## ACCESSORY:

| PART NUMBER  | DESCRIPTION  | FITS MODELS | LIST PRICE |
|--------------|--|-------------|------------|
| AW-6000-1002 | Equipment cover – Keeps your equipment clean, dry and looking like new | All models  | \$228.00   |

## OPTIONS:

| PART NUMBER | DESCRIPTION   | FITS MODELS | LIST PRICE |
|-------------|---|-------------|------------|
| AX-0002     | Auto drain/regulator/plastic bowl – Drains moisture from air system   | All models  | \$484.00   |
| AX-0003     | Manual drain/regulator/metal bowl – Drains moisture from air system   | All models  | \$366.00   |
| AX-0005     | Dual control – Compressor can be operated in start/stop mode or continuous run where pilot valve exhausts air to atmosphere | All models  | \$165.00   |
| AX-0078     | Stationary option – Converts the portable model to a stationary model, removes the tire and handles                         | All models  | No charge  |

## 20-GALLON

INDUSTRIAL SINGLE STAGE – ELECTRIC



- Quality single stage compressor
- Splash lubricated compressor
- Auto start/stop – continuous run optional
- Powder coated ASME receiver tank
- 10-inch flat-free tires
- 1 year limited electric motor warranty
- CSA Certified – Canada only
- ASME Boiler and Pressure Vessel Code – UM

| MODEL NUMBER | CFM @ PSI | HORSEPOWER/MOTOR    | SHIP WT. | NET WT. | LIST PRICE |
|--------------|-----------|---------------------|----------|---------|------------|
| AM1-PE15-20M | 7.3 @ 90  | 1.5 HP, 120V, 13.2A | 265 lb.  | 196 lb. | \$2,257.00 |
| AM1-PE02-20M | 8.0 @ 90  | 2.0 HP, 120V, 18.8A | 272 lb.  | 203 lb. | \$2,375.00 |

## ACCESSORY:

| PART NUMBER  | DESCRIPTION  | FITS MODELS | LIST PRICE |
|--------------|--|-------------|------------|
| AW-6000-1002 | Equipment cover – Keeps your equipment clean, dry and looking like new | All models  | \$228.00   |

## OPTIONS:

| PART NUMBER | DESCRIPTION   | FITS MODELS | LIST PRICE |
|-------------|---|-------------|------------|
| AX-0002     | Auto drain/regulator/plastic bowl – Drains moisture from air system   | All models  | \$484.00   |
| AX-0003     | Manual drain/regulator/metal bowl – Drains moisture from air system   | All models  | \$366.00   |
| AX-0008     | Dual control – Compressor can be operated in start/stop mode or continuous run where pilot valve exhausts air to atmosphere | All models  | \$158.00   |
| AX-0027     | Stationary kit – Converts the portable model to a stationary model, removes the tires and handle, adds a stationary leg     | All models  | No charge  |

# ELECTRIC AIR COMPRESSORS

## 80-GALLON AND 120-GALLON INDUSTRIAL TWO STAGE – ELECTRIC – SIMPLEX



ACS-23105-80V

- Quality two stage compressor
- Splash lubricated compressor
- Stainless-steel braided discharge hose
- Powder coated ASME receiver tank
- Magnetic start for thermal overload protection
- Hour meter
- 1 year limited electric motor warranty
- ASME Boiler and Pressure Vessel Code – U

### SIMPLEX HORIZONTAL MODELS

| MODEL NUMBER   | CFM @ PSI  | HORSEPOWER/MOTOR         | TANK SIZE  | SHIP WT. | NET WT. | LIST PRICE  |
|----------------|------------|--------------------------|------------|----------|---------|-------------|
| ACS-23105-80H  | 18.0 @ 175 | 5.0 HP, 230V, 1Ø, 23.0A  | 80-gallon  | 585 lb.  | 514 lb. | \$5,885.00  |
| ACS-20305-80H  | 18.0 @ 175 | 5.0 HP, 200V, 3Ø, 16.1A  | 80-gallon  | 585 lb.  | 514 lb. | \$5,956.00  |
| ACS-23305-80H  | 18.0 @ 175 | 5.0 HP, 230V, 3Ø, 13.8A  | 80-gallon  | 585 lb.  | 514 lb. | \$5,965.00  |
| ACS-46305-80H  | 18.0 @ 175 | 5.0 HP, 460V, 3Ø, 6.9A   | 80-gallon  | 585 lb.  | 514 lb. | \$6,177.00  |
| ACS-23175-80H  | 23.5 @ 175 | 7.5 HP, 230V, 1Ø, 31.0A  | 80-gallon  | 665 lb.  | 594 lb. | \$6,983.00  |
| ACS-20375-80H  | 23.5 @ 175 | 7.5 HP, 200V, 3Ø, 23.0A  | 80-gallon  | 665 lb.  | 594 lb. | \$6,440.00  |
| ACS-23375-80H  | 23.5 @ 175 | 7.5 HP, 230V, 3Ø, 20.0A  | 80-gallon  | 665 lb.  | 594 lb. | \$6,440.00  |
| ACS-46375-80H  | 23.5 @ 175 | 7.5 HP, 460V, 3Ø, 10.0A  | 80-gallon  | 665 lb.  | 594 lb. | \$6,681.00  |
| ADS-23110-120H | 34.2 @ 175 | 10.0 HP, 230V, 1Ø, 39.0A | 120-gallon | 904 lb.  | 785 lb. | \$9,215.00  |
| ADS-20310-120H | 34.2 @ 175 | 10.0 HP, 200V, 3Ø, 30.8A | 120-gallon | 904 lb.  | 785 lb. | \$9,143.00  |
| ADS-23310-120H | 34.2 @ 175 | 10.0 HP, 230V, 3Ø, 26.8A | 120-gallon | 904 lb.  | 785 lb. | \$8,988.00  |
| ADS-46310-120H | 34.2 @ 175 | 10.0 HP, 460V, 3Ø, 13.4A | 120-gallon | 904 lb.  | 785 lb. | \$9,340.00  |
| AES-20315-120H | 46.5 @ 175 | 15.0 HP, 200V, 3Ø, 44.0A | 120-gallon | 995 lb.  | 876 lb. | \$11,003.00 |
| AES-23315-120H | 46.5 @ 175 | 15.0 HP, 230V, 3Ø, 38.0A | 120-gallon | 995 lb.  | 876 lb. | \$10,715.00 |
| AES-46315-120H | 46.5 @ 175 | 15.0 HP, 460V, 3Ø, 19.0A | 120-gallon | 995 lb.  | 876 lb. | \$11,047.00 |

### SIMPLEX VERTICAL MODELS

| MODEL NUMBER  | CFM @ PSI  | HORSEPOWER/MOTOR        | TANK SIZE | SHIP WT. | NET WT. | LIST PRICE |
|---------------|------------|-------------------------|-----------|----------|---------|------------|
| ACS-23105-80V | 18.0 @ 175 | 5.0 HP, 230V, 1Ø, 23.0A | 80-gallon | 585 lb.  | 514 lb. | \$5,921.00 |
| ACS-20305-80V | 18.0 @ 175 | 5.0 HP, 200V, 3Ø, 16.1A | 80-gallon | 585 lb.  | 514 lb. | \$5,806.00 |
| ACS-23305-80V | 18.0 @ 175 | 5.0 HP, 230V, 3Ø, 13.8A | 80-gallon | 585 lb.  | 514 lb. | \$5,813.00 |
| ACS-46305-80V | 18.0 @ 175 | 5.0 HP, 460V, 3Ø, 6.9A  | 80-gallon | 585 lb.  | 514 lb. | \$6,029.00 |
| ACS-23175-80V | 23.5 @ 175 | 7.5 HP, 230V, 1Ø, 31.0A | 80-gallon | 665 lb.  | 594 lb. | \$7,028.00 |
| ACS-20375-80V | 23.5 @ 175 | 7.5 HP, 200V, 3Ø, 23.0A | 80-gallon | 665 lb.  | 594 lb. | \$6,470.00 |
| ACS-23375-80V | 23.5 @ 175 | 7.5 HP, 230V, 3Ø, 20.0A | 80-gallon | 665 lb.  | 594 lb. | \$6,470.00 |
| ACS-46375-80V | 23.5 @ 175 | 7.5 HP, 460V, 3Ø, 10.0A | 80-gallon | 665 lb.  | 594 lb. | \$6,715.00 |

### ACCESSORIES:

| PART NUMBER | DESCRIPTION      | FITS MODELS                      | LIST PRICE |
|-------------|------------------|----------------------------------|------------|
| 3-0312      | Replacement pump | ACS horizontal & vertical models | \$2,180.70 |
| 3-0313      | Replacement pump | ADS models                       | \$4,266.00 |
| 3-0314      | Replacement pump | AES models                       | \$6,384.30 |

### OPTIONS:

| PART NUMBER | DESCRIPTION   | FITS MODELS                  | LIST PRICE |
|-------------|---|------------------------------|------------|
| IX-0001     | Vibration isolator pads – Isolators protect the unit from vibration during use  | All models                   | \$196.00   |
| IX-0002     | After cooler – Removes up to 65% of the moisture from discharged compressed air and drops the temperature within 10°F of ambient                        | ACS vertical models          | \$739.00   |
| IX-0003     | After cooler – Removes up to 65% of the moisture from discharged compressed air and drops the temperature within 10°F of ambient                        | ADS models                   | \$976.00   |
| IX-0004     | After cooler – Removes up to 65% of the moisture from discharged compressed air and drops the temperature within 10°F of ambient                        | AES models                   | \$1,003.00 |
| IX-0006     | Electric tank drain – Automatically drains liquid from compressor tank; recommended to use with an after cooler   | All models                   | \$433.00   |
| IX-0032     | Pneumatic tank drain – Automatically drains liquid from compressor tank; recommended to use with an after cooler  | All models except ACS models | \$467.00   |
| IX-0051     | Pneumatic tank drain – Automatically drains liquid from compressor tank; recommended to use with an after cooler  | ACS vertical models          | \$467.00   |
| IX-0052     | After cooler – Removes up to 65% of the moisture from discharged compressed air and drops the temperature within 10°F of ambient                        | ACS horizontal models        | \$735.00   |
| IX-0056     | Pneumatic tank drain – Automatically drains liquid from compressor tank; recommended to use with an after cooler  | ACS horizontal models        | \$364.00   |
| IX-0057     | Pneumatic tank drain, requires after cooler option, IX-0052 – Automatically drains liquid from compressor tank; recommended to use with an after cooler | ACS horizontal models        | \$360.00   |
| IX-0058     | Pneumatic tank drain, requires after cooler option, IX-0002 – Automatically drains liquid from compressor tank; recommended to use with an after cooler | ACS vertical models          | \$347.00   |
| IX-0061     | Low oil monitor – Low oil sensor does not allow unit to start when oil levels fall below an adequate level  | ACS 200V models              | \$461.00   |
| IX-0062     | Low oil monitor – Low oil sensor does not allow unit to start when oil levels fall below an adequate level  | ACS 230V models              | \$349.00   |
| IX-0063     | Low oil monitor – Low oil sensor does not allow unit to start when oil levels fall below an adequate level  | ACS 460V models              | \$360.00   |
| IX-0064     | Low oil monitor – Low oil sensor does not allow unit to start when oil levels fall below an adequate level  | ADS & AES 200V models        | \$529.00   |
| IX-0065     | Low oil monitor – Low oil sensor does not allow unit to start when oil levels fall below an adequate level  | ADS & AES 230V models        | \$416.00   |
| IX-0066     | Low oil monitor – Low oil sensor does not allow unit to start when oil levels fall below an adequate level  | ADS & AES 460V models        | \$427.00   |

## ELECTRIC AIR COMPRESSORS

## 120-GALLON

INDUSTRIAL TWO STAGE – ELECTRIC – DUPLEX



ADD-23110-120H

- Quality two stage compressor
- Splash lubricated compressor
- Stainless-steel braided discharge hose
- Powder coated ASME receiver tank
- Magnetic start for thermal overload protection
- Hour meter
- 1 year limited electric motor warranty
- ASME Boiler and Pressure Vessel Code – U

| MODEL NUMBER   | CFM @ PSI  | HORSEPOWER/MOTOR         | SHIP WT. | NET WT.  | LIST PRICE  |
|----------------|------------|--------------------------|----------|----------|-------------|
| ACD-23105-120H | 36.0 @ 175 | 5.0 HP, 230V, 1Ø, 46.0A  | 920 lb.  | 841 lb.  | \$11,546.00 |
| ACD-20305-120H | 36.0 @ 175 | 5.0 HP, 200V, 3Ø, 32.2A  | 920 lb.  | 841 lb.  | \$10,899.00 |
| ACD-23305-120H | 36.0 @ 175 | 5.0 HP, 230V, 3Ø, 27.6A  | 920 lb.  | 841 lb.  | \$10,897.00 |
| ACD-46305-120H | 36.0 @ 175 | 5.0 HP, 460V, 3Ø, 13.8A  | 920 lb.  | 841 lb.  | \$10,865.00 |
| ACD-23175-120H | 46.4 @ 175 | 7.5 HP, 230V, 1Ø, 62.0A  | 900 lb.  | 821 lb.  | \$12,120.00 |
| ACD-20375-120H | 46.4 @ 175 | 7.5 HP, 200V, 3Ø, 46.0A  | 900 lb.  | 821 lb.  | \$11,515.00 |
| ACD-23375-120H | 46.4 @ 175 | 7.5 HP, 230V, 3Ø, 40.0A  | 900 lb.  | 821 lb.  | \$11,565.00 |
| ACD-46375-120H | 46.4 @ 175 | 7.5 HP, 460V, 3Ø, 20.0A  | 900 lb.  | 821 lb.  | \$11,546.00 |
| ADD-23110-120H | 68.4 @ 175 | 10.0 HP, 230V, 1Ø, 78.0A | 1200 lb. | 1121 lb. | \$16,750.00 |
| ADD-20310-120H | 68.4 @ 175 | 10.0 HP, 200V, 3Ø, 61.6A | 1200 lb. | 1121 lb. | \$14,775.00 |
| ADD-23310-120H | 68.4 @ 175 | 10.0 HP, 230V, 3Ø, 53.6A | 1200 lb. | 1121 lb. | \$14,858.00 |
| ADD-46310-120H | 68.4 @ 175 | 10.0 HP, 460V, 3Ø, 26.8A | 1200 lb. | 1121 lb. | \$14,857.00 |
| AED-20315-120H | 93.0 @ 175 | 15.0 HP, 200V, 3Ø, 88.0A | 1550 lb. | 1471 lb. | \$18,474.00 |
| AED-23315-120H | 93.0 @ 175 | 15.0 HP, 230V, 3Ø, 76.0A | 1550 lb. | 1471 lb. | \$18,170.00 |
| AED-46315-120H | 93.0 @ 175 | 15.0 HP, 460V, 3Ø, 38.0A | 1550 lb. | 1471 lb. | \$18,172.00 |

## ACCESSORIES:

| PART NUMBER | DESCRIPTION      | FITS MODELS | LIST PRICE |
|-------------|------------------|-------------|------------|
| 3-0312      | Replacement pump | ACD models  | \$2,180.70 |
| 3-0313      | Replacement pump | ADD models  | \$4,266.00 |
| 3-0314      | Replacement pump | AED models  | \$6,384.30 |

## OPTIONS:

| PART NUMBER | DESCRIPTION  | FITS MODELS           | LIST PRICE |
|-------------|--|-----------------------|------------|
| IX-0001     | Vibration isolator pads – Isolators protect the unit from vibration during use   | All models            | \$196.00   |
| IX-0006     | Electric tank drain – Automatically drains liquid from compressor tank; recommended to use with an after cooler                  | All models            | \$433.00   |
| IX-0032     | Pneumatic tank drain – Automatically drains liquid from compressor tank; recommended to use with an after cooler                 | All models            | \$467.00   |
| IX-0033     | After cooler – Removes up to 65% of the moisture from discharged compressed air and drops the temperature within 10°F of ambient | ACD models            | \$1,327.00 |
| IX-0034     | After cooler – Removes up to 65% of the moisture from discharged compressed air and drops the temperature within 10°F of ambient | ADD models            | \$1,912.00 |
| IX-0035     | After cooler – Removes up to 65% of the moisture from discharged compressed air and drops the temperature within 10°F of ambient | AED models            | \$1,665.00 |
| IX-0061     | Low oil monitor – Low oil sensor does not allow unit to start when oil levels fall below an adequate level                       | ACD 200V models       | \$461.00   |
| IX-0062     | Low oil monitor – Low oil sensor does not allow unit to start when oil levels fall below an adequate level                       | ACD 230V models       | \$349.00   |
| IX-0063     | Low oil monitor – Low oil sensor does not allow unit to start when oil levels fall below an adequate level                       | ACD 460V models       | \$360.00   |
| IX-0064     | Low oil monitor – Low oil sensor does not allow unit to start when oil levels fall below an adequate level                       | ADD & AED 200V models | \$529.00   |
| IX-0065     | Low oil monitor – Low oil sensor does not allow unit to start when oil levels fall below an adequate level                       | ADD & AED 230V models | \$416.00   |
| IX-0066     | Low oil monitor – Low oil sensor does not allow unit to start when oil levels fall below an adequate level                       | ADD & AED 460V models | \$427.00   |

# ELECTRIC AIR COMPRESSORS

## 80-GALLON AND 120-GALLON – M SERIES

INDUSTRIAL TWO STAGE – ELECTRIC – SIMPLEX AND DUPLEX



ACS-23105-80VM

- Quality two stage compressor
- Splash lubricated compressor
- Stainless-steel braided discharge hose
- Powder coated ASME receiver tank
- Magnetic start for thermal overload protection
- Hour meter
- 1 year limited electric motor warranty
- ASME Boiler and Pressure Vessel Code – U

**These features are what sets the M Series air compressors apart from our standard line-up.**

- Air-cooled after cooler removes up to 65% of moisture and drops temperature within 10°F of ambient
- Low oil sensor does not allow unit to start when oil levels fall below an adequate level
- Tank drain automatically drains liquid from the air receiver
- Vibration isolator pads protect the tank from stress

### SIMPLEX HORIZONTAL MODELS

| MODEL NUMBER    | CFM @ PSI  | HORSEPOWER/MOTOR         | TANK SIZE  | SHIP WT. | NET WT. | LIST PRICE  |
|-----------------|------------|--------------------------|------------|----------|---------|-------------|
| ACS-23105-80HM  | 18.0 @ 175 | 5.0 HP, 230V, 1Ø, 23.0A  | 80-gallon  | 615 lb.  | 544 lb. | \$7,357.00  |
| ACS-20305-80HM  | 18.0 @ 175 | 5.0 HP, 200V, 3Ø, 16.1A  | 80-gallon  | 615 lb.  | 544 lb. | \$7,466.00  |
| ACS-23305-80HM  | 18.0 @ 175 | 5.0 HP, 230V, 3Ø, 13.8A  | 80-gallon  | 615 lb.  | 544 lb. | \$7,466.00  |
| ACS-46305-80HM  | 18.0 @ 175 | 5.0 HP, 460V, 3Ø, 6.9A   | 80-gallon  | 615 lb.  | 544 lb. | \$7,457.00  |
| ACS-23175-80HM  | 23.5 @ 175 | 7.5 HP, 230V, 1Ø, 31.0A  | 80-gallon  | 780 lb.  | 709 lb. | \$7,950.00  |
| ACS-20375-80HM  | 23.5 @ 175 | 7.5 HP, 200V, 3Ø, 23.0A  | 80-gallon  | 780 lb.  | 709 lb. | \$8,078.00  |
| ACS-23375-80HM  | 23.5 @ 175 | 7.5 HP, 230V, 3Ø, 20.0A  | 80-gallon  | 780 lb.  | 709 lb. | \$8,086.00  |
| ACS-46375-80HM  | 23.5 @ 175 | 7.5 HP, 460V, 3Ø, 10.0A  | 80-gallon  | 780 lb.  | 709 lb. | \$8,078.00  |
| ADS-23110-120HM | 34.2 @ 175 | 10.0 HP, 230V, 1Ø, 39.0A | 120-gallon | 890 lb.  | 811 lb. | \$11,047.00 |
| ADS-20310-120HM | 34.2 @ 175 | 10.0 HP, 200V, 3Ø, 30.8A | 120-gallon | 890 lb.  | 811 lb. | \$10,793.00 |
| ADS-23310-120HM | 34.2 @ 175 | 10.0 HP, 230V, 3Ø, 26.8A | 120-gallon | 890 lb.  | 811 lb. | \$10,866.00 |
| ADS-46310-120HM | 34.2 @ 175 | 10.0 HP, 460V, 3Ø, 13.4A | 120-gallon | 890 lb.  | 811 lb. | \$10,842.00 |
| AES-20315-120HM | 46.5 @ 175 | 15.0 HP, 200V, 3Ø, 44.0A | 120-gallon | 935 lb.  | 856 lb. | \$13,051.00 |
| AES-23315-120HM | 46.5 @ 175 | 15.0 HP, 230V, 3Ø, 38.0A | 120-gallon | 935 lb.  | 856 lb. | \$13,563.00 |
| AES-46315-120HM | 46.5 @ 175 | 15.0 HP, 460V, 3Ø, 19.0A | 120-gallon | 935 lb.  | 856 lb. | \$13,119.00 |

### SIMPLEX VERTICAL MODELS

| MODEL NUMBER   | CFM @ PSI  | HORSEPOWER/MOTOR        | TANK SIZE | SHIP WT. | NET WT. | LIST PRICE |
|----------------|------------|-------------------------|-----------|----------|---------|------------|
| ACS-23105-80VM | 18.0 @ 175 | 5.0 HP, 230V, 1Ø, 23.0A | 80-gallon | 615 lb.  | 544 lb. | \$7,365.00 |
| ACS-20305-80VM | 18.0 @ 175 | 5.0 HP, 200V, 3Ø, 16.1A | 80-gallon | 615 lb.  | 544 lb. | \$7,141.00 |
| ACS-23305-80VM | 18.0 @ 175 | 5.0 HP, 230V, 3Ø, 13.8A | 80-gallon | 615 lb.  | 544 lb. | \$7,134.00 |
| ACS-46305-80VM | 18.0 @ 175 | 5.0 HP, 460V, 3Ø, 6.9A  | 80-gallon | 615 lb.  | 544 lb. | \$7,126.00 |
| ACS-23175-80VM | 23.5 @ 175 | 7.5 HP, 230V, 1Ø, 31.0A | 80-gallon | 780 lb.  | 709 lb. | \$7,963.00 |
| ACS-20375-80VM | 23.5 @ 175 | 7.5 HP, 200V, 3Ø, 23.0A | 80-gallon | 780 lb.  | 709 lb. | \$7,357.00 |
| ACS-23375-80VM | 23.5 @ 175 | 7.5 HP, 230V, 3Ø, 20.0A | 80-gallon | 780 lb.  | 709 lb. | \$7,365.00 |
| ACS-46375-80VM | 23.5 @ 175 | 7.5 HP, 460V, 3Ø, 10.0A | 80-gallon | 780 lb.  | 709 lb. | \$7,357.00 |

### DUPLEX HORIZONTAL MODELS

| MODEL NUMBER    | CFM @ PSI  | HORSEPOWER/MOTOR         | TANK SIZE  | SHIP WT. | NET WT.  | LIST PRICE  |
|-----------------|------------|--------------------------|------------|----------|----------|-------------|
| ACD-23105-120HM | 36.0 @ 175 | 5.0 HP, 230V, 1Ø, 46.0A  | 120-gallon | 950 lb.  | 871 lb.  | \$12,946.00 |
| ACD-20305-120HM | 36.0 @ 175 | 5.0 HP, 200V, 3Ø, 32.2A  | 120-gallon | 950 lb.  | 871 lb.  | \$12,608.00 |
| ACD-23305-120HM | 36.0 @ 175 | 5.0 HP, 230V, 3Ø, 27.6A  | 120-gallon | 950 lb.  | 871 lb.  | \$12,619.00 |
| ACD-46305-120HM | 36.0 @ 175 | 5.0 HP, 460V, 3Ø, 13.8A  | 120-gallon | 950 lb.  | 871 lb.  | \$12,584.00 |
| ACD-23175-120HM | 46.4 @ 175 | 7.5 HP, 230V, 1Ø, 62.0A  | 120-gallon | 1000 lb. | 921 lb.  | \$13,616.00 |
| ACD-20375-120HM | 46.4 @ 175 | 7.5 HP, 200V, 3Ø, 46.0A  | 120-gallon | 1000 lb. | 921 lb.  | \$12,842.00 |
| ACD-23375-120HM | 46.4 @ 175 | 7.5 HP, 230V, 3Ø, 40.0A  | 120-gallon | 1000 lb. | 921 lb.  | \$12,898.00 |
| ACD-46375-120HM | 46.4 @ 175 | 7.5 HP, 460V, 3Ø, 20.0A  | 120-gallon | 1000 lb. | 921 lb.  | \$12,874.00 |
| ADD-23110-120HM | 68.4 @ 175 | 10.0 HP, 230V, 1Ø, 78.0A | 120-gallon | 1300 lb. | 1221 lb. | \$18,343.00 |
| ADD-20310-120HM | 68.4 @ 175 | 10.0 HP, 200V, 3Ø, 61.6A | 120-gallon | 1300 lb. | 1221 lb. | \$16,841.00 |
| ADD-23310-120HM | 68.4 @ 175 | 10.0 HP, 230V, 3Ø, 53.6A | 120-gallon | 1300 lb. | 1221 lb. | \$16,452.00 |
| ADD-46310-120HM | 68.4 @ 175 | 10.0 HP, 460V, 3Ø, 26.8A | 120-gallon | 1300 lb. | 1221 lb. | \$16,435.00 |
| AED-20315-120HM | 93.0 @ 175 | 15.0 HP, 200V, 3Ø, 88.0A | 120-gallon | 1650 lb. | 1571 lb. | \$20,704.00 |
| AED-23315-120HM | 93.0 @ 175 | 15.0 HP, 230V, 3Ø, 76.0A | 120-gallon | 1650 lb. | 1571 lb. | \$20,002.00 |
| AED-46315-120HM | 93.0 @ 175 | 15.0 HP, 460V, 3Ø, 38.0A | 120-gallon | 1650 lb. | 1571 lb. | \$20,003.00 |

### ACCESSORIES:

| PART NUMBER | DESCRIPTION      | FITS MODELS                                   | LIST PRICE |
|-------------|------------------|---|------------|
| 3-0312      | Replacement pump | ACS horizontal & vertical models & ACD models | \$2,180.70 |
| 3-0313      | Replacement pump | ADS & ADD models                              | \$4,266.00 |
| 3-0314      | Replacement pump | AES & AED models                              | \$6,384.30 |

# GASOLINE AIR COMPRESSOR/GENERATOR COMBINATIONS

## 8-GALLON AND BASE-MOUNT INDUSTRIAL SINGLE AND TWO STAGE – GASOLINE



AG2-SV14-08M1

- Quality single or two stage compressor
- Cast iron compressor
- Splash lubricated compressor
- Brushless alternator
- Powder coated twin tank receivers (Portable and stationary models)
- 13-inch flat-free tires (Two stage portable models) (10-inch tires on single stage models)
- 3 year limited Honda, Kohler, Mi-T-M and Vanguard engine warranties

### SINGLE STAGE – PORTABLE MODELS

| MODEL NUMBER  | CFM @ PSI | MAX. AC OUTPUT | DISPLACEMENT/ENGINE   | SHIP WT. | NET WT. | LIST PRICE |
|---------------|-----------|----------------|-----------------------|----------|---------|------------|
| AG1-PH65-08M1 | 11.9 @ 90 | 1800 watts     | 196cc Honda GX200 OHV | 257 lb.  | 207 lb. | \$3,794.00 |
| AG1-PM07-08M1 | 11.9 @ 90 | 1800 watts     | 212cc Mi-T-M OHV      | 257 lb.  | 207 lb. | \$3,510.00 |

### TWO STAGE – PORTABLE MODELS

| MODEL NUMBER                | CFM @ PSI* | MAX. AC OUTPUT | DISPLACEMENT/ENGINE                | SHIP WT. | NET WT. | LIST PRICE |
|-----------------------------|------------|----------------|------------------------------------|----------|---------|------------|
| AG2-PH13-08M1               | 15.7 @ 175 | 4000 watts     | 389cc Honda GX390 OHV <sup>+</sup> | 450 lb.  | 375 lb. | \$5,129.00 |
| AG2-PH13-08M1E <sup>^</sup> | 15.7 @ 175 | 4000 watts     | 389cc Honda GX390 OHV <sup>+</sup> | 450 lb.  | 375 lb. | \$5,874.00 |
| AG2-PK14-08M1               | 15.7 @ 175 | 4000 watts     | 429cc Kohler CH440 OHV             | 450 lb.  | 375 lb. | \$5,025.00 |
| AG2-PK14-08M1E <sup>^</sup> | 15.7 @ 175 | 4000 watts     | 429cc Kohler CH440 OHV             | 450 lb.  | 375 lb. | \$5,457.00 |
| AG2-PM14-08M1               | 15.7 @ 175 | 4000 watts     | 420cc Mi-T-M OHV                   | 450 lb.  | 375 lb. | \$4,265.00 |
| AG2-PM14-08M1E <sup>^</sup> | 15.7 @ 175 | 4000 watts     | 420cc Mi-T-M OHV                   | 450 lb.  | 375 lb. | \$4,737.00 |
| AG2-PV14-08M1               | 15.7 @ 175 | 4000 watts     | 408cc Vanguard OHV                 | 450 lb.  | 375 lb. | \$5,174.00 |
| AG2-PV14-08M1E <sup>^</sup> | 15.7 @ 175 | 4000 watts     | 408cc Vanguard OHV                 | 450 lb.  | 375 lb. | \$5,645.00 |

### TWO STAGE – STATIONARY MODELS

| MODEL NUMBER                | CFM @ PSI* | MAX. AC OUTPUT | DISPLACEMENT/ENGINE                | SHIP WT. | NET WT. | LIST PRICE |
|-----------------------------|------------|----------------|------------------------------------|----------|---------|------------|
| AG2-SH13-08M1               | 15.7 @ 175 | 4000 watts     | 389cc Honda GX390 OHV <sup>+</sup> | 465 lb.  | 365 lb. | \$4,790.00 |
| AG2-SH13-08M1E <sup>^</sup> | 15.7 @ 175 | 4000 watts     | 389cc Honda GX390 OHV <sup>+</sup> | 465 lb.  | 365 lb. | \$5,540.00 |
| AG2-SK14-08M1               | 15.7 @ 175 | 4000 watts     | 429cc Kohler CH440 OHV             | 465 lb.  | 365 lb. | \$4,860.00 |
| AG2-SK14-08M1E <sup>^</sup> | 15.7 @ 175 | 4000 watts     | 429cc Kohler CH440 OHV             | 465 lb.  | 365 lb. | \$5,292.00 |
| AG2-SM14-08M1               | 15.7 @ 175 | 4000 watts     | 420cc Mi-T-M OHV                   | 465 lb.  | 365 lb. | \$4,095.00 |
| AG2-SM14-08M1E <sup>^</sup> | 15.7 @ 175 | 4000 watts     | 420cc Mi-T-M OHV                   | 465 lb.  | 365 lb. | \$4,331.00 |
| AG2-SV14-08M1               | 15.7 @ 175 | 4000 watts     | 408cc Vanguard OHV                 | 465 lb.  | 365 lb. | \$4,828.00 |
| AG2-SV14-08M1E <sup>^</sup> | 15.7 @ 175 | 4000 watts     | 408cc Vanguard OHV                 | 465 lb.  | 365 lb. | \$5,300.00 |

### TWO STAGE – BASE-MOUNT MODELS

| MODEL NUMBER             | CFM @ PSI* | MAX. AC OUTPUT | DISPLACEMENT/ENGINE                | SHIP WT. | NET WT. | LIST PRICE |
|--------------------------|------------|----------------|------------------------------------|----------|---------|------------|
| AG2-SH13-B               | 15.7 @ 175 | 4000 watts     | 389cc Honda GX390 OHV <sup>+</sup> | 390 lb.  | 325 lb. | \$4,733.00 |
| AG2-SH13-BE <sup>^</sup> | 15.7 @ 175 | 4000 watts     | 389cc Honda GX390 OHV <sup>+</sup> | 390 lb.  | 325 lb. | \$5,346.00 |
| AG2-SK14-B               | 15.7 @ 175 | 4000 watts     | 429cc Kohler CH440 OHV             | 390 lb.  | 325 lb. | \$4,695.00 |
| AG2-SK14-BE <sup>^</sup> | 15.7 @ 175 | 4000 watts     | 429cc Kohler CH440 OHV             | 390 lb.  | 325 lb. | \$5,127.00 |
| AG2-SM14-B               | 15.7 @ 175 | 4000 watts     | 420cc Mi-T-M OHV                   | 390 lb.  | 325 lb. | \$4,064.00 |
| AG2-SM14-BE <sup>^</sup> | 15.7 @ 175 | 4000 watts     | 420cc Mi-T-M OHV                   | 390 lb.  | 325 lb. | \$4,299.00 |
| AG2-SV14-B               | 15.7 @ 175 | 4000 watts     | 408cc Vanguard OHV                 | 390 lb.  | 325 lb. | \$4,770.00 |
| AG2-SV14-BE <sup>^</sup> | 15.7 @ 175 | 4000 watts     | 408cc Vanguard OHV                 | 390 lb.  | 325 lb. | \$5,242.00 |

\*Equipped with 150-PSI maximum rated regulator.

<sup>+</sup>49 state engine. Not for sale in California.

<sup>^</sup>Equipped with electric start – battery, box and cables not included.

### ACCESSORIES:

| PART NUMBER  | DESCRIPTION   | FITS MODELS                            | LIST PRICE |
|--------------|---|--|------------|
| 70-0357      | Engine oil drain extension – 14-inch flexible drain hose makes oil changes clean and easy   | Single stage models                    | \$67.40    |
| 70-0358      | Engine oil drain extension – 14-inch flexible drain hose makes oil changes clean and easy   | Two stage models                       | \$62.60    |
| 854-0093     | Service truck mount kit – Recommended for models mounted in service truck applications; includes four rubber isolators to reduce wear | Two stage portable & stationary models | \$138.00   |
| AW-6000-1002 | Equipment cover – Keeps your equipment clean, dry and looking like new  | All models                             | \$228.00   |

### OPTIONS:

| PART NUMBER | DESCRIPTION  | FITS MODELS  | LIST PRICE |
|-------------|--|--|------------|
| AX-0016     | Battery, battery tray, box and 2-foot of cables – Attaches to engine side of unit  | Electric start models                              | \$411.00   |
| AX-0028     | Lifting hook – For easier portability  | Two stage portable & stationary models             | \$64.00    |
| AX-0063     | Lifting hook – For easier portability  | Base-mount models                                  | \$113.00   |
| AX-0068     | Idle down – When activated it automatically throttles down engine to conserve fuel | Two stage Honda engine models                      | \$1,236.00 |
| AX-0070     | Battery tray, box and 2-foot of cables – Attaches to engine side of unit           | Electric start models                              | \$120.00   |
| AX-0075     | Idle down – When activated it automatically throttles down engine to conserve fuel | Two stage Mi-T-M engine models                     | \$1,236.00 |
| AX-0083     | Idle down – When activated it automatically throttles down engine to conserve fuel | Vanguard engine models                             | \$1,191.00 |
| IX-0055     | Remote start/choke – 7-foot wire extension for key switch                          | Two stage Honda engine models with electric start  | \$467.00   |
| IX-0059     | Remote start/choke, sealed cable – 7-foot wire extension for key switch            | Two stage Honda engine models with electric start  | \$543.00   |
| IX-0060     | Remote start/choke, sealed cable – 7-foot wire extension for key switch            | Vanguard engine models with electric start         | \$326.00   |
| IX-0067     | Remote start/choke, sealed cable – 7-foot wire extension for key switch            | Two stage Mi-T-M engine models with electric start | \$460.00   |

# GASOLINE AIR COMPRESSOR/GENERATOR COMBINATIONS

## 30-GALLON

INDUSTRIAL TWO STAGE – GASOLINE



AG2-SK14-30M

- Quality two stage compressor
- Cast iron compressor
- Splash lubricated compressor
- Brushless alternator
- Powder coated ASME receiver tank
- 3 year limited Honda, Kohler, Mi-T-M and Vanguard engine warranties
- ASME Boiler and Pressure Vessel Code – UM

| MODEL NUMBER   | CFM @ PSI* | MAX. AC OUTPUT | DISPLACEMENT/ENGINE    | SHIP WT. | NET WT. | LIST PRICE |
|----------------|------------|----------------|------------------------|----------|---------|------------|
| AG2-SH13-30M   | 15.7 @ 175 | 4000 watts     | 389cc Honda GX390 OHV+ | 550 lb.  | 450 lb. | \$5,442.00 |
| AG2-SH13-30ME^ | 15.7 @ 175 | 4000 watts     | 389cc Honda GX390 OHV+ | 550 lb.  | 450 lb. | \$6,179.00 |
| AG2-SK14-30M   | 15.7 @ 175 | 4000 watts     | 429cc Kohler CH440 OHV | 550 lb.  | 450 lb. | \$5,279.00 |
| AG2-SK14-30ME^ | 15.7 @ 175 | 4000 watts     | 429cc Kohler CH440 OHV | 550 lb.  | 450 lb. | \$5,711.00 |
| AG2-SM14-30M   | 15.7 @ 175 | 4000 watts     | 420cc Mi-T-M OHV       | 550 lb.  | 450 lb. | \$4,734.00 |
| AG2-SM14-30ME^ | 15.7 @ 175 | 4000 watts     | 420cc Mi-T-M OHV       | 550 lb.  | 450 lb. | \$4,967.00 |
| AG2-SV14-30M   | 15.7 @ 175 | 4000 watts     | 408cc Vanguard OHV     | 550 lb.  | 450 lb. | \$5,491.00 |
| AG2-SV14-30ME^ | 15.7 @ 175 | 4000 watts     | 408cc Vanguard OHV     | 550 lb.  | 450 lb. | \$5,963.00 |

\*Equipped with 150-PSI maximum rated regulator.

+49 state engine. Not for sale in California.

^Equipped with electric start – battery, box and cables not included.

## ACCESSORIES:

| PART NUMBER  | DESCRIPTION   | FITS MODELS | LIST PRICE |
|--------------|---|-------------|------------|
| 70-0358      | Engine oil drain extension – 14-inch flexible drain hose makes oil changes clean and easy | All models  | \$62.60    |
| AW-6000-1002 | Equipment cover – Keeps your equipment clean, dry and looking like new                    | All models  | \$228.00   |

## OPTIONS:

| PART NUMBER | DESCRIPTION   | FITS MODELS                  | LIST PRICE |
|-------------|---|------------------------------|------------|
| AX-0016     | Battery, battery tray, box and 2-foot of cables – Attaches to engine side of unit   | Electric start models        | \$411.00   |
| AX-0063     | Lifting hook – For easier portability   | All models                   | \$113.00   |
| AX-0068     | Idle down – When activated it automatically throttles down engine to conserve fuel  | AG2-SH13-30M & AG2-SH13-30ME | \$1,236.00 |
| AX-0070     | Battery tray, box and 2-foot of cables – Attaches to engine side of unit  | Electric start models        | \$120.00   |
| AX-0075     | Idle down – When activated it automatically throttles down engine to conserve fuel  | AG2-SM14-30M & AG2-SM14-30ME | \$1,236.00 |
| AX-0083     | Idle down – When activated it automatically throttles down engine to conserve fuel  | AG2-SV14-30M & AG2-SV14-30ME | \$1,191.00 |
| IX-0001     | Vibration isolator pads – Recommended for models mounted in service truck applications. Isolators protect the unit from vibration during use. | All models                   | \$196.00   |
| IX-0055     | Remote start/choke – 7-foot wire extension for key switch   | AG2-SH13-30ME                | \$467.00   |
| IX-0059     | Remote start/choke, sealed cable – 7-foot wire extension for key switch   | AG2-SH13-30ME                | \$543.00   |
| IX-0060     | Remote start/choke, sealed cable – 7-foot wire extension for key switch   | AG2-SV14-30ME                | \$326.00   |
| IX-0067     | Remote start/choke, sealed cable – 7-foot wire extension for key switch   | AG2-SM14-30ME                | \$460.00   |



## DIESEL AIR COMPRESSOR/GENERATOR COMBINATIONS

## 30-GALLON

INDUSTRIAL TWO STAGE – DIESEL



AG2-SKD9-30M

- Quality two stage compressor
- Cast iron compressor
- Splash lubricated compressor
- Brushless alternator
- Electric start – battery, box and cables not included
- Glow plug equipped for easy starting in cold temperatures
- Powder coated ASME receiver tank
- 3 year limited Kohler engine warranty
- ASME Boiler and Pressure Vessel Code – UM

| MODEL NUMBER | CFM @ PSI* | MAX. AC OUTPUT | HORSEPOWER/ENGINE       | SHIP WT. | NET WT. | LIST PRICE |
|--------------|------------|----------------|-------------------------|----------|---------|------------|
| AG2-SKD9-30M | 15.7 @ 175 | 3000 watts     | 9.1 HP Kohler KD440 OHV | 554 lb.  | 489 lb. | \$9,773.00 |

\*Equipped with 150-PSI maximum rated regulator.

## ACCESSORIES:

| PART NUMBER  | DESCRIPTION   | FITS MODEL   | LIST PRICE |
|--------------|---|--------------|------------|
| 70-0380      | Engine oil drain extension – 14-inch flexible drain hose makes oil changes clean and easy | AG2-SKD9-30M | \$57.80    |
| AW-6000-1002 | Equipment cover – Keeps your equipment clean, dry and looking like new                    | AG2-SKD9-30M | \$228.00   |

## OPTIONS:


| PART NUMBER | DESCRIPTION   | FITS MODEL   | LIST PRICE |
|-------------|---|--------------|------------|
| AX-0016     | Battery, battery tray, box and 2-foot of cables – Attaches to engine side of unit   | AG2-SKD9-30M | \$411.00   |
| AX-0070     | Battery tray, box and 2-foot of cables – Attaches to engine side of unit  | AG2-SKD9-30M | \$120.00   |
| IX-0001     | Vibration isolator pads – Recommended for models mounted in service truck applications. Isolators protect the unit from vibration during use. | AG2-SKD9-30M | \$196.00   |

# AIR COMPRESSOR/GENERATOR/WELDER COMBINATIONS

## AGW SERIES

INDUSTRIAL TWO STAGE – GASOLINE – 20-GALLON, 30-GALLON AND BASE-MOUNT

- Quality two stage compressor
- Cast iron compressor compressor
- Splash lubricated compressor
- Brush-type 2 pole 120V/240V alternator
- Amperage selection switch, 170A or 220A maximum
- Powder coated ASME receiver tank (Not available on base-mount models)
- 3 year limited Honda, Mi-T-M and Vanguard engine warranties
- ASME Boiler and Pressure Vessel Code – UM (20 and 30-gallon models)



AGW-SM14-30M

### STATIONARY MODELS

| MODEL NUMBER  | CFM @ PSI* | DISPLACEMENT/ENGINE   | TANK SIZE | MAX. AC OUTPUT | DC VOLTAGE | SHIP WT. | NET WT. | LIST PRICE  |
|---------------|------------|---|-----------|----------------|------------|----------|---------|-------------|
| AGW-SH22-20M+ | 29.0 @ 175 | 688cc Honda GX690 OHV with electric start – battery cables included, battery not included | 20-gallon | 5000 watts     | 50-220A    | 870 lb.  | 803 lb. | \$17,973.00 |
| AGW-SM14-30M  | 15.7 @ 175 | 420cc Mi-T-M OHV with electric start – battery and battery cables not included            | 30-gallon | 5000 watts     | 50-170A    | 650 lb.  | 585 lb. | \$9,339.00  |
| AGW-SV14-30M  | 15.7 @ 175 | 408cc Vanguard OHV with electric start – battery and battery cables not included          | 30-gallon | 5000 watts     | 50-170A    | 670 lb.  | 605 lb. | \$10,485.00 |

\*All models sold in California are required to have the AX-0080 CARB compliant fuel tank.

### BASE-MOUNT MODELS

| MODEL NUMBER | CFM @ PSI* | DISPLACEMENT/ENGINE  | TANK SIZE  | MAX. AC OUTPUT | DC VOLTAGE | SHIP WT. | NET WT. | LIST PRICE |
|--------------|------------|--|------------|----------------|------------|----------|---------|------------|
| AGW-SM14-B   | 15.7 @ 175 | 420cc Mi-T-M OHV with electric start – battery and battery cables not included   | Base-mount | 5000 watts     | 50-170A    | 449 lb.  | 384 lb. | \$8,478.00 |
| AGW-SV14-B   | 15.7 @ 175 | 408cc Vanguard OHV with electric start – battery and battery cables not included | Base-mount | 5000 watts     | 50-170A    | 469 lb.  | 404 lb. | \$9,624.00 |

\*Equipped with 150-PSI maximum rated regulator.

### ACCESSORIES:

| PART NUMBER  | DESCRIPTION   | FITS MODELS                     | LIST PRICE |
|--------------|---|---------------------------------|------------|
| 70-0358      | Engine oil drain extension – 14-inch flexible drain hose makes oil changes clean and easy | Mi-T-M & Vanguard engine models | \$62.60    |
| AW-6000-1002 | Equipment cover – Keeps your equipment clean, dry and looking like new                    | Mi-T-M & Vanguard engine models | \$228.00   |
| AW-6000-1003 | Equipment cover – Keeps your equipment clean, dry and looking like new                    | AGW-SH22-20M                    | \$277.00   |

### OPTIONS:

| PART NUMBER | DESCRIPTION   | FITS MODELS                               | LIST PRICE |
|-------------|---|---|------------|
| AX-0016     | Battery, battery tray, box and 2-foot of cables – Attaches to engine side of unit   | Mi-T-M & Vanguard engine models           | \$411.00   |
| AX-0070     | Battery tray, box and 2-foot of cables – Attaches to engine side of unit  | Mi-T-M & Vanguard engine models           | \$120.00   |
| AX-0080     | California compliant fuel tank – Replaces the EPA plastic fuel tank with a CARB approved painted steel tank; required for California models   | AGW-SH22-20M                              | \$239.00   |
| IX-0001     | Vibration isolator pads – Recommended for models mounted in service truck applications. Isolators protect the unit from vibration during use. | AGW-SH22-20M, AGW-SM14-30M & AGW-SV14-30M | \$196.00   |
| IX-0067     | Remote start/choke, sealed cable – 7-foot wire extension for key switch   | Mi-T-M engine models                      | \$460.00   |

# PLUGS, COUPLERS AND FITTINGS

## PLUGS AND COUPLERS

– Add the ability to easily connect and disconnect your air tools and air hoses



| PART NUMBER   | DESCRIPTION   | LIST PRICE |
|---------------|---|------------|
| 17-0049       | Industrial interchange style plug – 1/4-inch MPT - 1/4-inch   | \$3.20     |
| 17-0043       | Industrial interchange style coupler – 1/4-inch MPT - 1/4-inch  | \$11.00    |
| 17-0053       | Industrial interchange style plug – 1/4-inch FPT - 1/4-inch   | \$3.20     |
| 17-0045       | Industrial interchange style coupler – 1/4-inch FPT - 1/4-inch  | \$11.10    |
| 17-0061       | Industrial interchange style plug – 3/8-inch MPT - 3/8-inch   | \$7.50     |
| 17-0059       | Industrial interchange style coupler – 3/8-inch MPT - 3/8-inch  | \$35.30    |
| 17-0062       | Industrial interchange style plug – 3/8-inch FPT - 3/8-inch   | \$8.60     |
| 17-0060       | Industrial interchange style coupler – 3/8-inch FPT - 3/8-inch  | \$37.50    |
| 17-0067       | Industrial interchange style coupler – 3/8-inch FPT - 1/4-inch  | \$17.10    |
| 17-0068       | Industrial interchange style coupler – 3/8-inch MPT - 1/4-inch  | \$13.90    |
| 17-0050       | Automotive style plug – 1/4-inch MPT - 1/4-inch   | \$4.30     |
| 17-0044       | Automotive style coupler – 1/4-inch MPT - 1/4-inch  | \$9.60     |
| 17-0054       | Automotive style plug – 1/4-inch FPT - 1/4-inch   | \$3.20     |
| 17-0046       | Automotive style coupler – 1/4-inch FPT - 1/4-inch  | \$16.10    |
| 17-0051       | Lincoln style plug – 1/4-inch MPT - 1/4-inch  | \$6.40     |
| 17-0055       | Lincoln style plug – 1/4-inch FPT - 1/4-inch  | \$6.40     |
| 17-0047       | Lincoln style coupler – 1/4-inch FPT - 1/4-inch   | \$27.80    |
| 17-0052       | ARO style plug – 1/4-inch MPT - 1/4-inch  | \$3.20     |
| 17-0056       | ARO style plug – 1/4-inch FPT - 1/4-inch  | \$3.20     |
| 17-0048       | ARO style coupler – 1/4-inch FPT - 1/4-inch   | \$9.60     |
| 23-0017       | Reducer – 3/8-inch to 1/4-inch  | \$3.20     |
| AW-0017-0045K | Coupler/plug set – 1/4-inch FPT - 1/4-inch Industrial Interchange Style coupler / 1/4-inch MPT - 1/4-inch Industrial Interchange Style plug | \$17.00    |
| AW-0017-0046K | Coupler/plug set – 1/4-inch FPT - 1/4-inch Automotive Style coupler / 1/4-inch MPT - 1/4-inch Automotive Style plug                         | \$24.00    |


## COUPLER TEST BAR



– Includes four 1/4-inch plugs; Tru-flate Automotive Style, Industrial Interchange Style, ARO Style and Lincoln Style

| PART NUMBER | DESCRIPTION      | LIST PRICE |
|-------------|------------------|------------|
| 17-4952     | Coupler test bar | \$42.80    |

## BRASS FITTINGS



### Barbed Hose Fittings

- Threaded end connects tools, fittings, couplers and plugs
- Corrosion-resistant brass construction

### Brass Couplings

- Use to combine two short hoses into one long hose
- Corrosion-resistant brass construction

### Barbed Hose Splicers

- Repair damaged hoses by combining hose sections together
- Corrosion-resistant brass construction

| PART NUMBER | DESCRIPTION  | LIST PRICE |
|-------------|--|------------|
| 23-0050     | Barbed hose fitting – 3/8-inch MNPT x 1/2-inch hose ID | \$11.80    |
| 23-0051     | Barbed hose fitting – 1/4-inch MNPT x 1/4-inch hose ID | \$4.30     |
| 23-0052     | Barbed hose fitting – 3/8-inch MNPT x 1/4-inch hose ID | \$5.40     |
| 23-0069     | Barbed hose fitting – 1/4-inch MNPT x 3/8-inch hose ID | \$3.70     |
| 23-0073     | Barbed hose fitting – 3/8-inch MNPT x 3/8-inch hose ID | \$5.40     |
| 23-0002     | Brass coupling – 1/4-inch FNPT x 1/4-inch FNPT         | \$11.90    |
| 23-0103     | Brass coupling – 1/4-inch MNPT x 1/4-inch MNPT         | \$5.40     |
| 23-0415     | Barbed hose splicer – Fits 1/4-inch hose ID            | \$6.40     |
| 23-0416     | Barbed hose splicer – Fits 3/8-inch hose ID            | \$7.50     |

# AIR CHUCKS, HOSES AND DRAINS

## STEEL HEX NIPPLES



- Used for when you have a female NPT thread and need a male NPT thread
- Corrosion-resistant steel construction

| PART NUMBER | DESCRIPTION                            | LIST PRICE |
|-------------|--|------------|
| 24-0010     | Steel hex nipple – 3/8-inch x 3/8-inch | \$4.30     |
| 24-0024     | Steel hex nipple – 1/2-inch x 3/8-inch | \$7.50     |
| 24-0031     | Steel hex nipple – 1/2-inch x 1/2-inch | \$5.40     |
| 24-0145     | Steel hex nipple – 1/4-inch x 1/4-inch | \$5.40     |
| 24-0146     | Steel hex nipple – 3/8-inch x 1/4-inch | \$5.00     |
| 24-0265     | Steel hex nipple – 1/2-inch x 1/4-inch | \$6.40     |

## AIR CHUCKS



- Helps maintain proper tire pressure

| PART NUMBER | DESCRIPTION                                       | LIST PRICE |
|-------------|---|------------|
| AT-3001     | Dual foot – 1/4-inch FPT                          | \$32.10    |
| AT-3002     | Ball foot – 1/4-inch FPT                          | \$7.50     |
| AT-3003     | Deluxe air inflator – 12-inch hose, 12 to 120-PSI | \$95.20    |

## AIR HOSES



- 3/8-inch NPT fittings
- Bend restrictors
- Ideal for most compressor lines and pneumatic tools
- Non-conductive oil and abrasion resistant outer cover

| PART NUMBER | DESCRIPTION  | LIST PRICE |
|-------------|--|------------|
| 15-0230     | PVC hose – 50-foot x 3/8-inch                          | \$69.60    |
| 854-0085    | PVC hose – 50-foot x 3/8-inch with quick connects      | \$91.20    |
| 15-0231     | PVC hose – 25-foot x 3/8-inch                          | \$52.40    |
| 15-0328     | Hybrid polymer hose – 50-foot x 3/8-inch, 1/4-inch MPT | \$126.30   |
| 15-0327     | Hybrid polymer hose – 25-foot x 3/8-inch, 1/4-inch MPT | \$71.70    |

## ENGINE OIL DRAIN EXTENSIONS



- 70-0357 Fits:**
- 118cc Honda GX120 OHV and 196cc Honda GX200 OHV engines
  - 212cc Mi-T-M OHV engines
  - 208cc Kohler CH270 OHV engines
- 70-0358 Fits:**
- 270cc Honda GX270 OHV and 389cc Honda GX390 OHV engines
  - 408cc Vanguard OHV engines
  - 300cc and 420cc Mi-T-M OHV engines
  - 277cc Kohler CH395 and 429cc Kohler CH440 OHV engines

| PART NUMBER | DESCRIPTION                | LIST PRICE |
|-------------|----------------------------|------------|
| 70-0357     | Engine oil drain – 14-inch | \$67.40    |
| 70-0358     | Engine oil drain – 14-inch | \$62.60    |
| 70-0380     | Engine oil drain – 14-inch | \$57.80    |

- 70-0380 Fits:**
- 9.1 HP Kohler KD440 OHV engines

## ELECTRIC COMPRESSOR DRAIN



- Automatically drains filters, compressor tanks, drip legs, after coolers and receivers
- 1/4-inch NPT coupler
- For electric air compressors when 110V of power is available

| PART NUMBER | DESCRIPTION               | LIST PRICE |
|-------------|---------------------------|------------|
| AT-4012-M   | Electric compressor drain | \$560.00   |

## AIR/LIQUID ADAPTER KIT



- For filling tires with liquid

| PART NUMBER | DESCRIPTION            | LIST PRICE |
|-------------|------------------------|------------|
| 23-0414     | Air/liquid adapter kit | \$44.90    |

# BLOW GUNS, AIR FILTERS AND GAUGES

## BLOW GUNS



AT-3004



AT-3005



AT-3008

– Provides a leak-proof seal for blowing dirt and debris from lines with high pressure air

| PART NUMBER | DESCRIPTION                    | LIST PRICE |
|-------------|--------------------------------|------------|
| AT-3004     | Blow gun – Standard rubber tip | \$22.50    |
| AT-3005     | Blow gun – Safety tip          | \$22.50    |
| AT-3007     | AT-3004 with 1-foot extension  | \$48.20    |
| AT-3008     | AT-3004 with 2-foot extension  | \$53.50    |
| AT-3009     | AT-3004 with 4-foot extension  | \$65.30    |

## AIR FILTER CANISTERS



19-0217

– Houses air filter elements

| PART NUMBER | DESCRIPTION   | LIST PRICE |
|-------------|---|------------|
| 19-0215     | Plastic filter canister – 2½-inch diameter x ¾-inch M | \$13.90    |
| 19-0217     | Metal filter canister – 2½-inch diameter x ¾-inch M   | \$22.10    |
| 19-0083     | Metal filter canister – 3¼-inch diameter x ½-inch M   | \$50.30    |
| 19-0240     | Metal filter canister – 4½-inch diameter x ½-inch M   | \$68.50    |
| 19-0219     | Metal filter canister – 4½-inch diameter x 1-inch M   | \$36.40    |
| 19-0225     | Metal filter canister – 6-inch diameter x ¾-inch M    | \$77.00    |

## REPLACEMENT AIR FILTER ELEMENTS



19-0082

– Paper air filter replacement elements

| PART NUMBER | DESCRIPTION  | LIST PRICE |
|-------------|--|------------|
| 19-0218     | For air filter canister 19-0217 – 2½-inch diameter x ¾-inch M              | \$15.00    |
| 19-0082     | For air filter canister 19-0083 – 3¼-inch diameter x ½-inch M              | \$15.00    |
| 19-0220     | For air filter canisters 19-0219 and 19-0240 – 4½-inch diameter x 1-inch M | \$18.20    |
| 19-0226     | For air filter canister 19-0225 – 6-inch diameter x ¾-inch M               | \$12.90    |

## GAUGES



22-0271



22-0446

– Monitor tank and outlet pressures

| PART NUMBER | DESCRIPTION                                | LIST PRICE |
|-------------|--|------------|
| 22-0271     | Gauge – 300-PSI maximum rating, ½-inch MPT | \$30.00    |
| 22-0446     | Gauge – 250-PSI maximum rating, ½-inch MPT | \$30.00    |

## AIR COMPRESSOR ACCESSORY KIT



- Includes:
- (1) 25-foot air hose
  - (1) blow gun with rubber nozzle
  - (1) ball foot air chuck
  - (3) ¼-inch plugs (2 male - 1 female)
  - (1) ¼-inch coupler (female)

| PART NUMBER  | DESCRIPTION                  | LIST PRICE |
|--------------|------------------------------|------------|
| AW-9301-AT02 | Air compressor accessory kit | \$125.00   |

# FILTERS, REGULATORS, LUBRICATORS AND PUMPS

## FILTERS



– Removes dirt, debris and water from air lines

| PART NUMBER | DESCRIPTION   | LIST PRICE |
|-------------|---|------------|
| AT-4004-M   | ¼-inch poly bowl – 150-psi maximum supply pressure  | \$111.00   |
| AT-4005-M   | ½-inch metal bowl – 250-psi maximum supply pressure; main line filter   | \$134.00   |
| AT-4006-M   | ¾-inch poly bowl – 150-psi maximum supply pressure; general purpose filter  | \$111.00   |
| AT-4007-M   | Disposable in-line filter – ¼-inch MPT x ¼-inch FPT, desiccant; disposable filter and regulator in one compact unit | \$23.00    |
| AT-4008-M   | Air tool filter – ¼-inch MPT x ¼-inch FPT   | \$15.00    |

## REGULATORS



– Reduce and maintain pressure levels

| PART NUMBER | DESCRIPTION                          | LIST PRICE |
|-------------|--------------------------------------|------------|
| 22-0326     | ¼-inch regulator – ½-inch gauge port | \$38.50    |
| 22-0231     | ¾-inch regulator – ½-inch gauge port | \$107.00   |
| 22-0358     | ½-inch regulator – ¼-inch gauge port | \$315.70   |

## FILTER/REGULATOR



– Removes dirt, debris and water from air lines  
– 150-psi maximum supply pressure

| PART NUMBER | DESCRIPTION             | LIST PRICE |
|-------------|-------------------------|------------|
| AT-4011-M   | ¾-inch filter/regulator | \$220.00   |


## IN-LINE LUBRICATORS



– Ideal for air tool lubrication

| PART NUMBER | DESCRIPTION                      | LIST PRICE |
|-------------|----------------------------------|------------|
| AT-4009-M   | ¼-inch poly bowl with bowl guard | \$156.00   |
| AT-4010-M   | ¾-inch poly bowl with bowl guard | \$156.00   |

## REPLACEMENT PUMPS



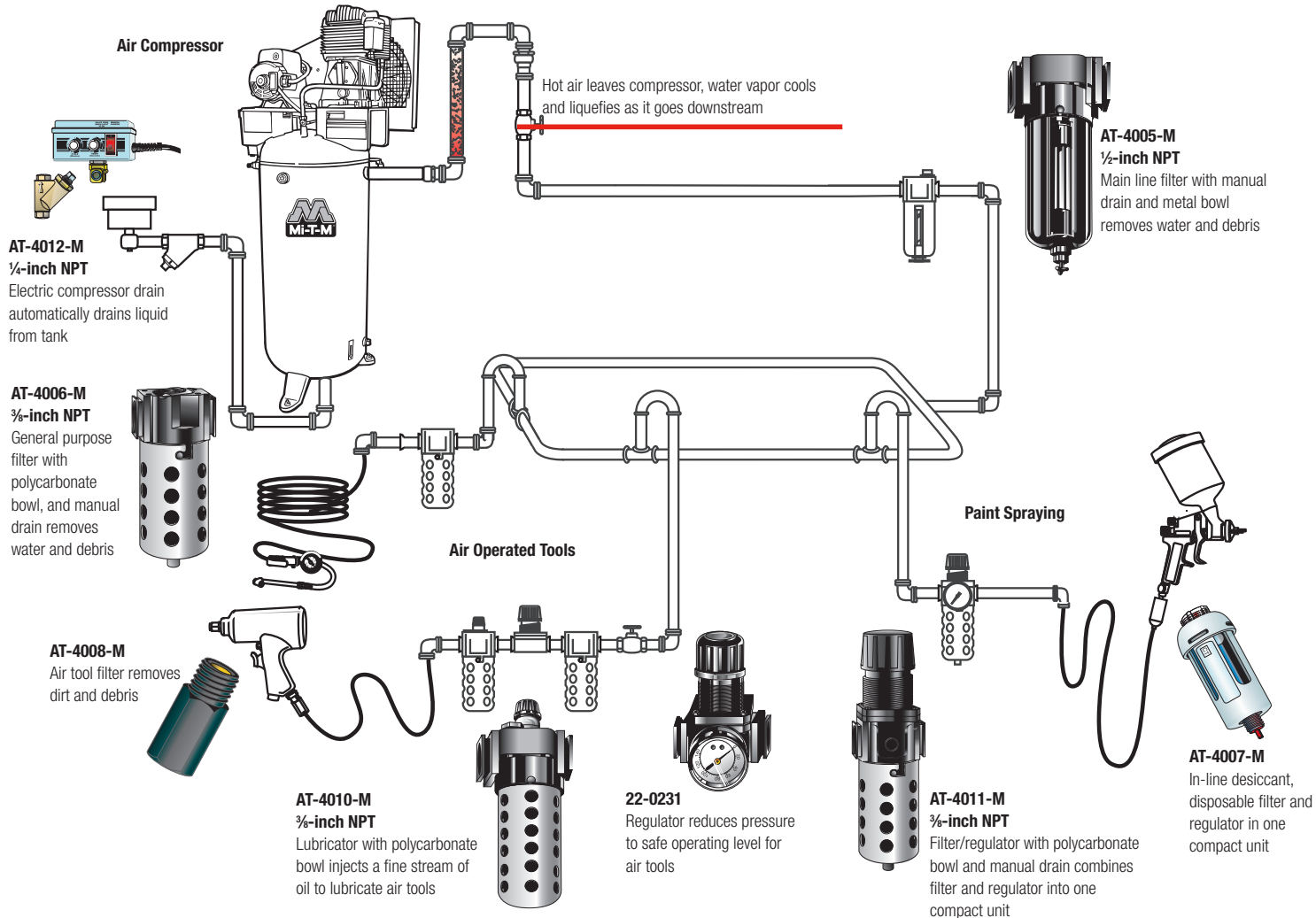
| ALUMINUM    |  |            |
|-------------|--|------------|
| PART NUMBER | DESCRIPTION  | LIST PRICE |
| 3-0425      | Single stage – Fits single stage electric Work Pro Series models | \$441.90   |

| CAST IRON WITH CAST IRON HEAD |  |            |
|-------------------------------|--|------------|
| PART NUMBER                   | DESCRIPTION  | LIST PRICE |
| 3-0303                        | Single stage – Fits models with a 196cc Honda, 208cc Kohler and 212cc Mi-T-M gasoline engine | \$859.00   |
| 3-0315                        | Single stage – Fits electric models up to 2.0 HP   | \$681.80   |
| 3-0298                        | Two stage – Fits models with a 270cc or larger gasoline engine and AG2-SKD9-30M model        | \$1,800.00 |
| 3-0304                        | Two stage – Fits models with a 389cc up to 688cc gasoline engine and ABS-9KD-30H model       | \$2,362.50 |
| 3-0312                        | Two stage – Fits ACS and ACD Series models   | \$2,180.70 |
| 3-0313                        | Two stage – Fits ADS and ADD Series models   | \$4,266.00 |
| 3-0314                        | Two stage – Fits AES and AED Series models   | \$6,384.30 |

# AIR SYSTEM SET-UP

## BUILDING AN EFFICIENT AIR SYSTEM

Compressed-air-powered equipment and machinery are critical elements in the productivity, efficiency and economy of today's industry. Quality air is the essential element for effective operation of this equipment. Water and dirt can cause major problems in compressed air lines. The use of filters that remove moisture and impurities from the air help high-speed pneumatic production lines operate more efficiently. Regulators and lubricators may also be added to control and lubricate downstream equipment. A quality air system can save time, money and keep equipment operating at maximum efficiency.



# GASOLINE PORTABLE GENERATORS

## INVERTER GENERATORS

2000-WATT UP TO 8000-WATT – GASOLINE

EQUIPPED WITH  
**CO DETECTOR**

 **Quiet Technology**



GEN-4000-IMM1E

Inverter technology for reduced size, weight, noise and fuel consumption. Produces commercial quality AC power for sensitive electronic equipment.

- Recoil start (GEN-4000 and GEN-8000 also have electric start – sealed battery included)
- Handle and wheels (GEN-4000 and GEN-8000 models)
- Equipped with CO detector
- Automatic shutdown
- DC plug
- USB port for electronics
- Idle control
- Digital display for voltage, hertz, run hours and total hours (GEN-4000 and GEN-8000 models)
- USDA/USFS-approved spark arrestors
- 3 year limited Mi-T-M engine warranty
- CSA Certified (GEN-2000-IMM1)
- CSA Certified – Canada only (GEN-3500-IMM1)
- Intertek Certified – Canada (GEN-4000-IMM1E)

| USAGE                           | RESIDENTIAL/<br>COMMERCIAL | RESIDENTIAL/<br>COMMERCIAL | RESIDENTIAL/<br>COMMERCIAL | RESIDENTIAL/<br>COMMERCIAL | RESIDENTIAL/<br>COMMERCIAL |
|---------------------------------|----------------------------|----------------------------|----------------------------|----------------------------|----------------------------|
| <b>MODEL NUMBER</b>             | GEN-2000-IMM1              | GEN-2500-IMM1              | GEN-3500-IMM1              | GEN-4000-IMM1E             | GEN-8000-IMM1E             |
| <b>MAX. AC OUTPUT</b>           | 2000 watts                 | 2500 watts                 | 3500 watts                 | 4000 watts                 | 7300 watts                 |
| <b>DISPLACEMENT/<br/>ENGINE</b> | 79cc Mi-T-M OHV            | 120cc Mi-T-M OHV           | 212cc Mi-T-M OHV           | 225cc Mi-T-M OHV           | 420cc Mi-T-M OHV           |
| <b>SHIP WT.</b>                 | 57 lb.                     | 68 lb.                     | 77 lb.                     | 118 lb.                    | 238 lb.                    |
| <b>NET WT.</b>                  | 49 lb.                     | 57 lb.                     | 66 lb.                     | 105 lb.                    | 227 lb.                    |
| <b>LIST PRICE</b>               | <b>\$1,659.00</b>          | <b>\$1,814.00</b>          | <b>\$1,425.00</b>          | <b>\$2,630.00</b>          | <b>\$4,470.00</b>          |

**ACCESSORIES:**

| PART NUMBER  | DESCRIPTION  | FITS MODELS                                    | LIST PRICE      |
|--------------|--|--|-----------------|
| 32-0915      | <b>RV generator adapter</b> – 30A/125V female/male. Use to connect RV cordsets to 30A generators.                                    | GEN-3500, GEN-4000 & GEN-8000 models           | <b>\$156.20</b> |
| 32-1289      | <b>Triple receptacle adapter</b> – Converts (1) L5-30 plug to (3) lighted 5-20 locking receptacles                                   | GEN-3500, GEN-4000 & GEN-8000 models           | <b>\$134.80</b> |
| AW-5100-0001 | <b>Parallel port box</b> – Connect two models for a maximum of 3600-watts; includes 30A, 120V outlet and 20A, 120V duplex receptacle | GEN-2000, GEN-2500, GEN-3500 & GEN-4000 models | <b>\$231.00</b> |
| AW-5100-0002 | <b>Parallel port box</b> – Connect two models for a maximum of 5600-watts; includes 50A, 120V outlet and 20A, 120V duplex receptacle | GEN-2000, GEN-2500, GEN-3500 & GEN-4000 models | <b>\$252.00</b> |
| AW-6000-1002 | <b>Equipment cover</b> – Keeps your equipment clean, dry and looking like new  | GEN-8000-IMM1E                                 | <b>\$228.00</b> |



## GASOLINE PORTABLE GENERATORS

## CHOREMASTER® SERIES

4000-WATT UP TO 10000-WATT – GASOLINE

EQUIPPED WITH  
**CO DETECTOR**



GEN-8000-0MM1E

- Recoil start (GEN-8000 and GEN-10000 also have electric start – sealed battery included)
- Easy to remove access panels for spark plug, oil and air cleaner
- Handle and wheels
- Equipped with CO detector
- Automatic shutdown
- Fuel shut-off valve
- Digital display for voltage, hertz, run hours and total hours
- USDA/USFS-approved spark arrestors
- 3 year limited Mi-T-M engine warranty
- CSA Certified (GEN-6500 and GEN-8000 models)
- Intertek Certified – Canada (GEN-10000-0MM1E)

| USAGE                   | COMMERCIAL       | COMMERCIAL       | COMMERCIAL       | COMMERCIAL       |
|-------------------------|------------------|------------------|------------------|------------------|
| MODEL NUMBER            | GEN-4000-0MM1    | GEN-6500-0MM1    | GEN-8000-0MM1E   | GEN-10000-0MM1E  |
| MAX. AC OUTPUT          | 4000 watts       | 6500 watts       | 8000 watts       | 10000 watts      |
| DISPLACEMENT/<br>ENGINE | 224cc Mi-T-M OHV | 420cc Mi-T-M OHV | 420cc Mi-T-M OHV | 500cc Mi-T-M OHV |
| SHIP WT.                | 139 lb.          | 210 lb.          | 218 lb.          | 235 lb.          |
| NET WT.                 | 117 lb.          | 183 lb.          | 192 lb.          | 209 lb.          |
| LIST PRICE              | Consult factory  | Consult factory  | Consult factory  | Consult factory  |

## ACCESSORIES:

| PART NUMBER  | DESCRIPTION   | FITS MODELS | LIST PRICE |
|--------------|---|-------------|------------|
| 32-0915      | RV generator adapter – 30A/125V female/male. Use to connect RV cordsets to 30A generators.  | All models  | \$156.20   |
| 32-1289      | Triple receptacle adapter – Converts (1) L5-30 plug to (3) lighted 5-20 locking receptacles | All models  | \$134.80   |
| AW-6000-1002 | Equipment cover – Keeps your equipment clean, dry and looking like new                      | All models  | \$228.00   |

# GASOLINE PORTABLE GENERATORS

## 3000-WATT AND 5000-WATT

INDUSTRIAL GASOLINE



GEN-5000-0MHO

- Heavy-duty powder coated wraparound frame
- Large low tone muffler
- Fuel shut-off valve
- Easy-to-read fuel gauge
- Heavy-duty industrial air cleaner
- Full power switch (GEN-5000 models)
- USDA/USFS-approved spark arrestors
- 3 year limited Honda and Kohler engine warranties
- CSA Certified

| MODEL NUMBER   | MAX. AC OUTPUT | DISPLACEMENT/ENGINE    | SHIP WT. | NET WT. | LIST PRICE |
|----------------|----------------|------------------------|----------|---------|------------|
| GEN-3000-1MH0* | 3000 watts     | 163cc Honda GX160 OHV  | 146 lb.  | 130 lb. | \$2,391.00 |
| GEN-3000-1MK0* | 3000 watts     | 208cc Kohler CH270 OHV | 146 lb.  | 130 lb. | \$2,177.00 |
| GEN-5000-0MHO  | 5000 watts     | 270cc Honda GX270 OHV  | 198 lb.  | 176 lb. | \$3,520.00 |
| GEN-5000-0MK0  | 5000 watts     | 277cc Kohler CH395 OHV | 198 lb.  | 176 lb. | \$3,018.00 |

\*49 state fuel tank. Not for sale in California.

**ACCESSORIES:**

| PART NUMBER  | DESCRIPTION  | FITS MODELS      | LIST PRICE |
|--------------|--|------------------|------------|
| 32-0915      | RV generator adapter – 30A/125V female/male. Use to connect RV cordsets to 30A generators.           | 5000-watt models | \$156.20   |
| 32-1289      | Triple receptacle adapter – Converts (1) L5-30 plug to (3) lighted 5-20 locking receptacles          | 5000-watt models | \$134.80   |
| AW-5090-0003 | Lifting hook – For easier portability, folds down and out of the way when not in use                 | 5000-watt models | \$105.00   |
| AW-5740-0009 | Wheel kit with flat-free tires – For easier mobility, two flat-free tires and rubber gripped handles | 5000-watt models | \$395.00   |

**OPTION:**

| PART NUMBER | DESCRIPTION  | FITS MODELS      | LIST PRICE |
|-------------|--|------------------|------------|
| GX-0004     | Hour meter – Displays the number of hours the unit has been in operation | 5000-watt models | \$61.00    |

## GASOLINE PORTABLE GENERATORS

6000-WATT UP TO 8000-WATT  
INDUSTRIAL GASOLINE



- Heavy-duty powder coated wraparound frame
- Large low tone muffler
- Fuel shut-off valve
- Easy-to-read fuel gauge
- Idle control
- Voltmeter/hour meter
- Heavy-duty industrial air cleaner
- USDA/USFS-approved spark arrestors
- 3 year limited Honda and Kohler engine warranties
- CSA Certified

| MODEL NUMBER               | MAX. AC OUTPUT | DISPLACEMENT/ENGINE    | SHIP WT. | NET WT. | LIST PRICE |
|----------------------------|----------------|------------------------|----------|---------|------------|
| GEN-6000-OMHO              | 6000 watts     | 389cc Honda GX390 OHV  | 232 lb.  | 210 lb. | \$4,241.00 |
| GEN-6000-OMHE <sup>^</sup> | 6000 watts     | 389cc Honda GX390 OHV  | 240 lb.  | 218 lb. | \$4,897.00 |
| GEN-6000-OMKO              | 6000 watts     | 429cc Kohler CH440 OHV | 232 lb.  | 210 lb. | \$3,831.00 |
| GEN-7500-OMHO              | 7500 watts     | 389cc Honda GX390 OHV  | 255 lb.  | 233 lb. | \$4,391.00 |
| GEN-7500-OMHE <sup>^</sup> | 7500 watts     | 389cc Honda GX390 OHV  | 263 lb.  | 241 lb. | \$5,035.00 |
| GEN-8000-OMKO              | 8000 watts     | 429cc Kohler CH440 OHV | 255 lb.  | 233 lb. | \$4,083.00 |
| GEN-8000-OMKE <sup>^</sup> | 8000 watts     | 429cc Kohler CH440 OHV | 259 lb.  | 237 lb. | \$4,343.00 |

<sup>^</sup>Equipped with electric start – sealed battery included.

## ACCESSORIES:

| PART NUMBER  | DESCRIPTION   | FITS MODELS | LIST PRICE |
|--------------|---|-------------|------------|
| 32-0915      | <b>RV generator adapter</b> – 30A/125V female/male. Use to connect RV cordsets to 30A generators.           | All models  | \$156.20   |
| 32-1289      | <b>Triple receptacle adapter</b> – Converts (1) L5-30 plug to (3) lighted 5-20 locking receptacles          | All models  | \$134.80   |
| AW-5090-0004 | <b>Lifting hook</b> – For easier portability, folds down and out of the way when not in use                 | All models  | \$107.00   |
| AW-5740-0010 | <b>Wheel kit with flat-free tires</b> – For easier mobility, two flat-free tires and rubber gripped handles | All models  | \$373.00   |
| AW-6000-1002 | <b>Equipment cover</b> – Keeps your equipment clean, dry and looking like new                               | All models  | \$228.00   |

# GASOLINE PORTABLE GENERATORS

## 14000-WATT INDUSTRIAL GASOLINE



- Reinforced powder coated steel frame
- 13-inch flat-free tires
- Large low tone muffler
- Easy-to-read fuel gauge
- Idle control
- Voltmeter/hour meter
- Heavy-duty industrial air cleaner
- USDA/USFS-approved spark arrestors
- 3 year limited Honda engine warranty
- CSA Certified

| MODEL NUMBER   | MAX. AC OUTPUT | DISPLACEMENT/ENGINE   | SHIP WT. | NET WT. | LIST PRICE  |
|----------------|----------------|---|----------|---------|-------------|
| GEN-14000-1MHE | 14000 watts    | 688cc Honda GX630 OHV with electric start – sealed battery included | 568 lb.  | 508 lb. | \$10,606.00 |

**ACCESSORIES:**

| PART NUMBER  | DESCRIPTION   | FITS MODEL     | LIST PRICE |
|--------------|---|----------------|------------|
| 32-0915      | RV generator adapter – 30A/125V female/male. Use to connect RV cordsets to 30A generators.  | GEN-14000-1MHE | \$156.20   |
| 32-1289      | Triple receptacle adapter – Converts (1) L5-30 plug to (3) lighted 5-20 locking receptacles | GEN-14000-1MHE | \$134.80   |
| AW-6000-1002 | Equipment cover – Keeps your equipment clean, dry and looking like new                      | GEN-14000-1MHE | \$228.00   |

**OPTIONS:**

| PART NUMBER | DESCRIPTION  | FITS MODEL     | LIST PRICE |
|-------------|--|----------------|------------|
| GX-0003     | Skid feet – For stationary applications  | GEN-14000-1MHE | \$63.00    |
| GX-0005     | 50-amp twist lock receptacle – Marine receptacle for routine marine applications | GEN-14000-1MHE | \$259.00   |

## DIESEL PORTABLE GENERATORS

## 6000-WATT

INDUSTRIAL DIESEL



- Heavy-duty powder coated wraparound frame
- Fuel shut-off valve
- Easy-to-read fuel gauge
- Voltmeter/hour meter
- Heavy-duty industrial air cleaner
- 3 year limited Kohler engine warranty
- CSA Certified

| MODEL NUMBER  | MAX. AC OUTPUT | HORSEPOWER/ENGINE   | SHIP WT. | NET WT. | LIST PRICE |
|---------------|----------------|---|----------|---------|------------|
| GEN-6000-0MKD | 6000 watts     | 9.1 HP Kohler KD440 OHV with electric start – sealed battery included | 295 lb.  | 273 lb. | \$7,564.00 |

## ACCESSORIES:

| PART NUMBER  | DESCRIPTION   | FITS MODEL    | LIST PRICE |
|--------------|---|---------------|------------|
| 32-0915      | <b>RV generator adapter</b> – 30A/125V female/male. Use to connect RV cordsets to 30A generators.           | GEN-6000-0MKD | \$156.20   |
| 32-1289      | <b>Triple receptacle adapter</b> – Converts (1) L5-30 plug to (3) lighted 5-20 locking receptacles          | GEN-6000-0MKD | \$134.80   |
| AW-5090-0007 | <b>Lifting hook</b> – For easier portability, folds down and out of the way when not in use                 | GEN-6000-0MKD | \$111.00   |
| AW-5740-0006 | <b>Wheel kit with flat-free tires</b> – For easier mobility, two flat-free tires and rubber gripped handles | GEN-6000-0MKD | \$602.00   |
| AW-6000-1002 | <b>Equipment cover</b> – Keeps your equipment clean, dry and looking like new                               | GEN-6000-0MKD | \$228.00   |

# PORTABLE GENERATOR ACCESSORIES

## WHEEL KITS



GEN-7500-0MHE shown with wheel kit accessory, AW-5740-0010

- Two 10-inch flat-free tires
- Dual rubber isolators
- Powder coated and rubber gripped handles for comfort

| PART NUMBER  | DESCRIPTION   | LIST PRICE |
|--------------|---|------------|
| AW-5740-0006 | Wheel kit – Fits GEN-6000-0MKD  | \$602.00   |
| AW-5740-0009 | Wheel kit – Fits 5000-watt models   | \$395.00   |
| AW-5740-0010 | Wheel kit – Fits 6000, 7500 and 8000-watt Honda and Kohler gasoline engine models | \$373.00   |

## LIFTING HOOKS



GEN-5000-0MH0 shown with lifting hook accessory, AW-5090-0003

- Made with 1/4-inch powder coated steel
- Bolts to generator with U-bolts
- Folds down and out of the way when not in use

| PART NUMBER  | DESCRIPTION  | LIST PRICE |
|--------------|--|------------|
| AW-5090-0003 | Lifting hook – Fits 5000-watt models   | \$105.00   |
| AW-5090-0004 | Lifting hook – Fits 6000, 7500 and 8000-watt Honda and Kohler gasoline engine models | \$107.00   |
| AW-5090-0007 | Lifting hook – Fits GEN-6000-0MKD  | \$111.00   |

## EQUIPMENT COVER



- Made with 600 denier vinyl-backed polyester
- Fits generators 6000-watt up to 14000-watt

| PART NUMBER  | DESCRIPTION     | LIST PRICE |
|--------------|-----------------|------------|
| AW-6000-1002 | Equipment cover | \$228.00   |

## RV GENERATOR ADAPTER



- 30A/125V female/male
- Used to connect RV cordsets to 30A generators
- Fits generators 3200-watt and higher

| PART NUMBER | DESCRIPTION          | LIST PRICE |
|-------------|----------------------|------------|
| 32-0915     | RV generator adapter | \$156.20   |

## TRIPLE RECEPTACLE ADAPTER



- Converts (1) L5-30 plug to (3) lighted 5-20 locking receptacles
- 2-foot 10/3 STW cord with E-ZEE LOCK® locking connects
- Fits 4000-watt and 8000-watt inverters; 6500-watt up to 10000-watt ChoreMaster generators; and generators 5000-watt up to 14000-watt Honda and Kohler engines

| PART NUMBER | DESCRIPTION               | LIST PRICE |
|-------------|---------------------------|------------|
| 32-1289     | Triple receptacle adapter | \$134.80   |

## INVERTER PARALLEL PORT BOXES



GEN-2000-1MM1 and GEN-2500-1MM1 shown with parallel port box, AW-5100-00001

- AW-5100-0001**  
 - Includes 30A, 120V outlet and 20A, 120V duplex receptacle
- AW-5100-0002**  
 - Includes 50A, 120V outlet and 20A, 120V duplex receptacle

| PART NUMBER  | DESCRIPTION   | LIST PRICE |
|--------------|---|------------|
| AW-5100-0001 | Parallel port box – Connect two models for a maximum output of 3600-watts | \$231.00   |
| AW-5100-0002 | Parallel port box – Connect two models for a maximum output of 5600-watts | \$252.00   |

# 9-GALLON WET/DRY VACUUM AND ACCESSORIES

## INDUSTRIAL

- High impact poly canister
- Wet and dry filter – no conversion necessary
- 25-foot power cord
- 2 year limited warranty, excludes normal wear items
- CSA Certified – US and Canada

### Unit Includes:

- 10-foot x 1¼-inch hose with inlet cuff
- 2-piece aluminum/plastic extension wand
- 14¼-inch curved plastic wand
- 12-inch commercial squeegee floor tool
- 12-inch combination floor tool
- 8½-inch crevice tool
- Cartridge filter
- 1 paper filter bag (Replacement bags sold in packs of 5 qty.)



| MODEL NUMBER | MOTOR                    | CFM | WATERLIFT | CAPACITY    | WATER RECOVERY | SHIP WT. | NET WT. | LIST PRICE |
|--------------|--------------------------|-----|-----------|-------------|----------------|----------|---------|------------|
| MV-900-0MEV  | 1.3 HP, 120V, 7.5A, 60Hz | 101 | 87in.     | 9.0 gallons | 6.0 gallons    | 36 lb.   | 25 lb.  | \$663.00   |

## SUCTION HOSE AND FITTING



Inlet cuff fitting, 50-0178 shown on bulk suction hose, 15-0242

### Suction Hose – Bulk

- 1¼-inch hose without fittings
- Sold in 10-foot increments with 50-foot maximum length

### Inlet Cuff Fitting

- Connects bulk hose to vacuum

| PART NUMBER | DESCRIPTION         | LIST PRICE |
|-------------|---------------------|------------|
| 15-0242     | Suction hose – bulk | \$8.60     |
| 50-0178     | Inlet cuff fitting  | \$13.90    |

## TOOLS



### Commercial Squeegee Floor Tool

- 12-inch high impact plastic
- Connects directly to extension wand

### Combination Floor Tool

- 12-inch high impact plastic
- Connects directly to extension wand

### Crevice Tool

- 8½-inch high impact plastic
- Connects directly to curved plastic wand

### Dusting Brush

- 2½-inch nylon brush
- Connects directly to curved plastic wand

| PART NUMBER | DESCRIPTION                    | LIST PRICE |
|-------------|--------------------------------|------------|
| 33-0410     | Commercial squeegee floor tool | \$26.80    |
| 33-0411     | Combination floor tool         | \$57.80    |
| 33-0412     | Crevice tool                   | \$7.50     |
| 33-0422     | Dusting brush                  | \$42.80    |

## WANDS



### Aluminum/Plastic Extension Wand

- Plastic wand with aluminum inserts
- Quantity of two required to create the wand

### Curved Plastic Wand

- 14¼-inch
- Connects hand tools to hose

| PART NUMBER | DESCRIPTION                     | LIST PRICE |
|-------------|---------------------------------|------------|
| 16-0402     | Aluminum/plastic extension wand | \$21.40    |
| 16-0403     | Curved plastic wand             | \$15.00    |

## FILTERS



### Cartridge Filter

- For wet and dry use

### Paper Filter Bags

- Disposable, for dry use only
- Recommended for fine dusts

| PART NUMBER | DESCRIPTION                    | LIST PRICE |
|-------------|--------------------------------|------------|
| 19-0221     | Cartridge filter               | \$133.70   |
| 19-0222     | Paper filter bags – 5 per pack | \$63.10    |

# 13 AND 18-GALLON WET/DRY VACUUMS AND ACCESSORIES

## INDUSTRIAL

- High impact poly canister
- Hydro flow filter for wet and dry filter – no conversion necessary
- Filter efficiency 99.5% to 1.0-micron (Optional HEPA filter 99.97% to 0.3-micron)
- 25-foot power cord
- 5 year limited warranty, excludes normal wear items
- CSA Certified – US and Canada

### Unit Includes:

- 10-foot x 1½-inch crushproof hose
- 2-piece aluminum extension wand
- 14-inch commercial squeegee floor tool
- 12-inch combination floor tool
- 10¾-inch crevice tool
- 5-inch upholstery tool
- Cartridge filter
- 1 paper filter bag (Replacement bags sold in packs of 10 qty.)



| MODEL NUMBER | MOTOR                    | CFM | WATERLIFT | CAPACITY     | WATER RECOVERY | SHIP WT. | NET WT. | LIST PRICE |
|--------------|--------------------------|-----|-----------|--------------|----------------|----------|---------|------------|
| MV-1300-0MEV | 1.6 HP, 120V, 8.6A, 60Hz | 108 | 111in.    | 13.0 gallons | 9.0 gallons    | 50 lb.   | 38 lb.  | \$1,240.00 |
| MV-1800-0MEV | 1.6 HP, 120V, 8.6A, 60Hz | 108 | 111in.    | 18.0 gallons | 13.0 gallons   | 55 lb.   | 44 lb.  | \$1,315.00 |

### OPTIONS:

| PART NUMBER | DESCRIPTION   | FITS MODELS | LIST PRICE |
|-------------|---|-------------|------------|
| VX-0001     | Vacuum accessories with paper filter bags – Includes 25-foot x 1½-inch crushproof vacuum hose, 10 disposable paper filter bags (19-0610), crevice tool (33-0326) and "claw" suction hand tool (33-0371) | All models  | \$49.00    |
| VX-0002     | Vacuum accessories with cloth filter bag – Includes 25-foot x 1½-inch crushproof vacuum hose, cloth filter bag (19-0611), crevice tool (33-0326) and "claw" suction hand tool (33-0371)                 | All models  | \$66.00    |
| VX-0003     | Vacuum accessories with vacuum bag liner – Includes 25-foot x 1½-inch crushproof vacuum hose, vacuum bag liner (19-0235), crevice tool (33-0326) and "claw" suction hand tool (33-0371)                 | All models  | \$132.00   |

*Note: These options will remove the two-piece aluminum extension wand (16-0391), combination floor tool (33-0360), commercial squeegee floor tool (33-0359) and the upholstery tool (33-0327) that come standard with the vacuum.*

## SUCTION HOSES



15-0207

| PART NUMBER | DESCRIPTION  | LIST PRICE |
|-------------|--|------------|
| 15-0207     | Suction hose – 10-foot x 1½-inch crushproof hose with fittings                                     | \$66.30    |
| 852-0191    | Suction hose – 25-foot x 1½-inch crushproof hose with fittings                                     | \$132.70   |
| 15-0223     | Bulk hose – 1½-inch crushproof hose without fittings; sold by the foot with 50-foot maximum length | \$4.30     |

## HOSE FITTINGS



### Tapered Cuff End

- Connects hose to wand or to hose connector

### Hose Connector

- Connects tapered cuff end to hose extension

### Inlet Cuff Fitting

- Connects hose to vacuum

### Hose Adapter Kit

- For when you need to add extra hose to your existing suction hose
- Includes one hose connector, 50-0168 and two inlet cuff fittings, 50-0169

| PART NUMBER | DESCRIPTION        | LIST PRICE |
|-------------|--------------------|------------|
| 50-0167     | Tapered cuff end   | \$11.80    |
| 50-0168     | Hose connector     | \$10.70    |
| 50-0169     | Inlet cuff fitting | \$7.50     |
| 852-0156    | Hose adapter kit   | \$25.70    |



## 13 AND 18-GALLON WET/DRY VACUUM ACCESSORIES

## TOOLS



| PART NUMBER | DESCRIPTION                             | LIST PRICE |
|-------------|---|------------|
| 33-0326     | Crevice tool                            | \$13.90    |
| 33-0327     | Upholstery tool                         | \$20.30    |
| 33-0328     | Dusting tool                            | \$17.10    |
| 33-0359     | Commercial squeegee floor tool          | \$66.30    |
| 33-0397     | Replaceable rubber blades – Front blade | \$18.20    |
| 33-0398     | Replaceable rubber blades – Rear blade  | \$16.70    |
| 33-0360     | Combination floor tool                  | \$59.90    |
| 33-0361     | Commercial nylon brush floor tool       | \$61.00    |
| 33-0362     | Power floor tool                        | \$134.80   |
| 33-0371     | "Claw" suction hand tool                | \$13.90    |

**Crevice Tool**

- 10¼-inch high impact plastic
- Connects directly to hose

**Upholstery Tool**

- 5-inch width; serrated edge
- High impact plastic
- Connects directly to hose

**Dusting Tool**

- 2¾-inch nylon brush
- High impact plastic
- Connects directly to hose

**Commercial Squeegee Floor Tool**

- 14-inch with replaceable rubber blades
- High impact plastic
- Connects directly to extension wand

**Replaceable Rubber Blades**

- Fits commercial squeegee floor tool, 33-0359

**Combination Floor Tool**

- 12-inch with adjustable brush height
- High impact plastic
- Connects directly to extension wand

**Commercial Nylon Brush Floor Tool**

- 14-inch nylon brush insert
- High impact plastic
- Connects directly to extension wand

**Power Floor Tool**

- 10¼-inch, air-powered, belt drive
- High impact plastic
- Connects directly to extension wand

**"Claw" Suction Hand Tool**

- 4-inch high impact plastic
- Connects directly to hose

## ALUMINUM EXTENSION WAND



- 2-piece friction fit
- Chrome-plated

| PART NUMBER | DESCRIPTION             | LIST PRICE |
|-------------|-------------------------|------------|
| 16-0391     | Aluminum extension wand | \$58.90    |

## FILTERS

**Hydro Flow Filters**

- For wet and dry use
- 99.5% efficient to 1.0-micron
- Completely washable

**High Efficiency Particulate Air (HEPA) Filter**

- Recommended for fine dust and clean room applications
- 99.97% efficient to 0.3-micron

| PART NUMBER | DESCRIPTION   | LIST PRICE |
|-------------|---|------------|
| 19-0230     | Hydro flow filter   | \$192.20   |
| 852-0193    | Hydro flow filter kit – Includes 19-0230 filter, support plate and hardware | \$219.70   |
| 19-0234     | High efficiency particulate air (HEPA) filter                               | \$366.10   |

# 13 AND 18-GALLON WET/DRY VACUUM ACCESSORIES

## FILTER BAGS



19-0610



19-0611

### Paper Filter Bags

- Disposable, for dry use only
- Recommended for fine dusts

### Cloth Filter Bag

- Reusable for dry use only
- Machine washable

| PART NUMBER | DESCRIPTION                     | LIST PRICE |
|-------------|---------------------------------|------------|
| 19-0610     | Paper filter bags – 10 per pack | \$108.10   |
| 19-0611     | Cloth filter bag                | \$185.10   |

## VACUUM BAG LINER



19-0235

- Fits inside canister to keep filter cartridge clean
- Dry use only – do not use with paper filter bag

| PART NUMBER | DESCRIPTION      | LIST PRICE |
|-------------|------------------|------------|
| 19-0235     | Vacuum bag liner | \$225.80   |

## REPLACEMENT MOTOR KIT



- Includes motor and weather stripping

| PART NUMBER | DESCRIPTION           | LIST PRICE |
|-------------|-----------------------|------------|
| 852-0184    | Replacement motor kit | \$262.20   |

## WALL-MOUNT BRACKET



- Allows for permanent work cleaning station
- Save space by mounting vacuum to a wall
- Powder coated steel bracket

| PART NUMBER  | DESCRIPTION        | LIST PRICE |
|--------------|--------------------|------------|
| AW-9500-0000 | Wall-mount bracket | \$284.00   |

## VACUUM BAG AND HOSE HANGER



- Fits both 13 and 18-gallon vacuums
- Vacuum hose hanger attached to top handle
- Accessory bag holds two-piece aluminum extension wand, standard floor and hand tools
- Made from 600 denier vinyl-backed polyester
- Easy to clean with soap and water

| PART NUMBER  | DESCRIPTION                | LIST PRICE |
|--------------|----------------------------|------------|
| AW-9500-0001 | Vacuum bag and hose hanger | \$136.00   |

*MV-1800-0MEV shown with accessory bag and hose hanger, AW-9500-0001*

# JOBSITE BOXES AND ACCESSORIES

## HEAVY-DUTY STEEL INDUSTRIAL



MB-4822

- Special tamper-proof armored locking system
- Convenient swing-out handles
- Reinforced support skids
- Heavy-duty solid steel construction with full arc welded seams
- Full-length concealed riveted hinges
- Special power coated finish for extreme durability
- Predrilled skids for easy caster installation

| MODEL NUMBER | CUBIC FEET | DIMENSIONS (LxWxH) | SHIP WT. | NET WT. | LIST PRICE      |
|--------------|------------|--------------------|----------|---------|-----------------|
| MB-3619      | 6.33       | 36x19x16in.        | 83 lb.   | 81 lb.  | Consult factory |
| MB-4822      | 13.44      | 48x22x22in.        | 128 lb.  | 123 lb. | Consult factory |
| MB-4830      | 25.00      | 48x30x30in.        | 174 lb.  | 168 lb. | Consult factory |
| MB-6024      | 21.66      | 60x24x26in.        | 177 lb.  | 169 lb. | Consult factory |

Padlocks not included. No. 5 padlocks recommended.

## TOOL TRAYS



MX-22

- Organize your jobsite boxes with tool trays
- Increase your inside storage space
- Convenient transportable tray for jobs that only need select tools

| PART NUMBER | FITS MODEL            | TRAY DIMENSIONS (LxWxH) | TRAY WT. | LIST PRICE |
|-------------|-----------------------|-------------------------|----------|------------|
| MX-19       | One tray fits MB-3619 | 16.5x11x3in.            | 7 lb.    | \$90.00    |
| MX-22       | Two trays fit MB-4822 | 19.45x11x3in.           | 9 lb.    | \$101.00   |
| MX-30       | Two trays fit MB-4830 | 27.5x11x3in.            | 12 lb.   | \$138.00   |
| MX-24       | Two trays fit MB-6024 | 21.5x11x3in.            | 8 lb.    | \$107.00   |

## CASTERS



MX-5

- Built with heavy-duty components
- Feature durable ball bearing wheels for smooth and effortless mobility
- Each set includes two swivel and two rigid casters with locks

| PART NUMBER | DESCRIPTION               | LIST PRICE |
|-------------|---------------------------|------------|
| MX-4        | Castors - 4-inch, 700 lb. | \$233.00   |
| MX-5        | Castors - 5-inch, 800 lb. | \$265.00   |
| MX-6        | Castors - 6-inch, 800 lb. | \$292.00   |

# KEROSENE FORCED AIR HEATERS

## KEROSENE FORCED AIR HEATERS

INDUSTRIAL



- Heavy-duty, cast aluminum enclosed electric motor
- Integral overheat and flame-out safety
- Dual connector ignition
- Factory tested for multiple fuels: Kerosene, JP8/Jet A fuel, No. 1 & No. 2 fuel oil and No. 1 & No. 2 diesel fuel
- 1 year limited warranty
- CSA Certified – US and Canada



MH-0190-RM10

| MODEL NUMBER         | MH-0075-RM10         | MH-0135-RM10         | MH-0190-RM10         |
|----------------------|----------------------|----------------------|----------------------|
| HEAT OUTPUT          | 75,000 BTU           | 135,000 BTU          | 190,000 BTU          |
| HOT-AIR FLOW         | 173 CFM              | 321 CFM              | 409 CFM              |
| AIR PUMP PRESSURE    | 5.5 PSI              | 6.0 PSI              | 7.5 PSI              |
| AC POWER             | 120V, 60Hz, 1.3 Amps | 120V, 60Hz, 2.1 Amps | 120V, 60Hz, 2.5 Amps |
| MOTOR SIZE           | 5/16 HP              | 27/64 HP             | 19/32 HP             |
| FUEL TANK CAPACITY   | 5.3 gallons          | 10.6 gallons         | 13.2 gallons         |
| FUEL CONSUMPTION     | 0.55 gal./hr.        | 0.97 gal./hr.        | 1.37 gal./hr.        |
| MAX. OPERATING HOURS | 9.6 hours            | 10.9 hours           | 9.6 hours            |
| HEATING AREA         | 1,875 sq. ft.        | 3,375 sq. ft.        | 4,750 sq. ft.        |
| SHIP WT.             | 33 lb.               | 63 lb.               | 71 lb.               |
| NET WT.              | 28 lb.               | 54 lb.               | 62 lb.               |
| LIST PRICE           | \$410.00             | \$620.00             | \$765.00             |

## KEROSENE FORCED AIR HEATERS

INDUSTRIAL

- Heavy-duty, cast aluminum enclosed electric motor
- Built-in temperature control thermostat with control dial
- Integral overheat and flame-out safety
- Dual connector ignition
- Factory tested for multiple fuels: Kerosene, JP8/Jet A fuel, No. 1 & No. 2 fuel oil and No. 1 & No. 2 diesel fuel
- 1 year limited warranty
- CSA Certified – US and Canada



MH-0190-0M10

| MODEL NUMBER         | MH-0075-0M10         | MH-0135-0M10         | MH-0190-0M10         | MH-0215-0M10         | MH-0400-0M10         | MH-0600-0M10         |
|----------------------|----------------------|----------------------|----------------------|----------------------|----------------------|----------------------|
| HEAT OUTPUT          | 75,000 BTU           | 135,000 BTU          | 190,000 BTU          | 215,000 BTU          | 400,000 BTU          | 600,000 BTU          |
| HOT-AIR FLOW         | 240 CFM              | 540 CFM              | 630 CFM              | 670 CFM              | 1,400 CFM            | 3,000 CFM            |
| AIR PUMP PRESSURE    | 3.8 PSI              | 5.5 PSI              | 8.5 PSI              | 9.0 PSI              | 125 PSI              | 128 PSI              |
| AC POWER             | 120V, 60Hz, 1.5 Amps | 120V, 60Hz, 2.3 Amps | 120V, 60Hz, 2.7 Amps | 120V, 60Hz, 2.8 Amps | 120V, 60Hz, 3.0 Amps | 120V, 60Hz, 5.5 Amps |
| MOTOR SIZE           | 1/8 HP               | 1/5 HP               | 1/4 HP               | 1/3 HP               | 1/2 HP               | 5/8 HP               |
| FUEL TANK CAPACITY   | 5.0 gallons          | 10.0 gallons         | 13.0 gallons         | 13.0 gallons         | 24.0 gallons         | 40.0 gallons         |
| FUEL CONSUMPTION     | 0.56 gal./hr.        | 1.00 gal./hr.        | 1.42 gal./hr.        | 1.63 gal./hr.        | 3.00 gal./hr.        | 4.50 gal./hr.        |
| MAX. OPERATING HOURS | 8.9 hours            | 10.0 hours           | 9.1 hours            | 8.0 hours            | 8.0 hours            | 8.9 hours            |
| HEATING AREA         | 1,700 sq. ft.        | 3,100 sq. ft.        | 4,300 sq. ft.        | 5,300 sq. ft.        | 10,000 sq. ft.       | 15,000 sq. ft.       |
| SHIP WT.             | 33 lb.               | 57 lb.               | 68 lb.               | 68 lb.               | 159 lb.              | 376 lb.              |
| NET WT.              | 28 lb.               | 51 lb.               | 60 lb.               | 60 lb.               | 150 lb.              | 320 lb.              |
| LIST PRICE           | Consult factory      | Consult factory      | Consult factory      | Consult factory      | Consult factory      | Consult factory      |

# KEROSENE RADIANT AND PROPANE FORCED AIR HEATERS

## KEROSENE RADIANT HEATER

INDUSTRIAL

- Fully enclosed motor
- Easy-lift handle for portability
- Clean, quiet, instant radiant heat
- Integral overheat and flame-out safety
- Factory tested for multiple fuels: Kerosene, JP8/Jet A fuel, No. 1 & No. 2 fuel oil and No. 1 & No. 2 diesel fuel
- 1 year limited warranty
- CSA Certified – US and Canada



|                             |                      |
|-----------------------------|----------------------|
| <b>MODEL NUMBER</b>         | <b>MH-0125-3M1R</b>  |
| <b>HEAT OUTPUT</b>          | 125,000 BTU          |
| <b>HEAT FLOW</b>            | Radiant              |
| <b>AC POWER</b>             | 120V, 60Hz, 5.0 Amps |
| <b>FUEL TANK CAPACITY</b>   | 14.0 gallons         |
| <b>FUEL CONSUMPTION</b>     | 0.85 gal./hr.        |
| <b>MAX. OPERATING HOURS</b> | 20.0 hours           |
| <b>HEATING AREA</b>         | 3,125 sq. ft.        |
| <b>SHIP WT.</b>             | 91 lb.               |
| <b>NET WT.</b>              | 68 lb.               |
| <b>LIST PRICE</b>           | Consult factory      |

## PROPANE FORCED AIR HEATERS

INDUSTRIAL

- High performance fan
- Automatic shut-off if power is interrupted or flame is extinguished
- Enclosed gas controls
- One-touch ignition and heat control for easy operation
- 1 year limited warranty
- CSA Certified – US and Canada
- CSA Blue Star Certified – US
- CSA Blue Flame Certified – Canada



MH-0375-LM10

| MODEL NUMBER   | MH-0060-LM10                  | MH-0150-LM10                  | MH-0150-LMT0*                 | MH-0150-NM10*                 | MH-0375-LM10*         |
|--|-------------------------------|-------------------------------|-------------------------------|-------------------------------|-----------------------|
| <b>HEAT OUTPUT</b>                                       | 40-50-60,000 BTU              | 120-135-150,000 BTU           | 150,000 BTU                   | 150,000 BTU                   | 225-375,000 BTU       |
| <b>HOT-AIR FLOW</b>                                      | 300 CFM                       | 400 CFM                       | 400 CFM                       | 435 CFM                       | 1,500 CFM             |
| <b>AC POWER</b>  | 120V, 60Hz, Less than 1.0 Amp | 120V, 60Hz, Less than 1.0 Amp | 120V, 60Hz, Less than 1.0 Amp | 120V, 60Hz, Less than 1.0 Amp | 120V, 60Hz, 1.45 Amps |
| <b>MOTOR SIZE</b>  | 1/10 HP                       | 1/9 HP                        | 1/9 HP                        | 1/9 HP                        | 1/5 HP                |
| <b>FUEL</b>  | Propane                       | Propane                       | Propane                       | Natural Gas                   | Propane               |
| <b>FUEL CONSUMPTION</b>                                  | 1.9 / 2.3 / 2.8 lb./hr.       | 5.5 / 6.2 / 6.9 lb./hr.       | 6.9 lb./hr.                   | 146 cu. ft./hr.               | 10.4 to 17.4 lb./hr.  |
| <b>REQUIRED CYLINDER SIZE</b>                            | 20 lb.                        | 100 lb.                       | 100 lb.                       | N/A                           | (2) 100 lb.           |
| <b>MAX. OPERATING HOURS (PER REQUIRED CYLINDER SIZE)</b> | 10.5 hours                    | 18.0 hours                    | 18.0 hours                    | N/A                           | 11.5 hours            |
| <b>HEATING AREA</b>                                      | 1,500 sq. ft.                 | 3,800 sq. ft.                 | 3,800 sq. ft.                 | 3,800 sq. ft.                 | 9,000 sq. ft.         |
| <b>SHIP WT.</b>  | 19 lb.                        | 29 lb.                        | 29 lb.                        | 35 lb.                        | 49 lb.                |
| <b>NET WT.</b>   | 15 lb.                        | 23 lb.                        | 23 lb.                        | 24 lb.                        | 41 lb.                |
| <b>LIST PRICE</b>  | Consult factory               | Consult factory               | Consult factory               | Consult factory               | Consult factory       |

\*Includes thermostat.

### ACCESSORY:

| PART NUMBER | DESCRIPTION  | FITS MODELS | LIST PRICE |
|-------------|--|-------------|------------|
| 68-5010     | Two cylinder manifold – Connects any two propane cylinders | All models  | \$238.70   |

# PROPANE TANK-TOP AND GAS-FIRED CONVECTION HEATERS

## PROPANE TANK-TOP RADIANT HEATERS

INDUSTRIAL

- Variable heat control valve
- Clean, quiet, instant radiant heat
- High efficiency heat reflector
- Safety shut-off valve
- Match light ignition
- Requires 20-lb. LP tank (Not included)
- 1 year limited warranty
- CSA Certified – US and Canada



MH-0015-IM10

| MODEL NUMBER                            | MH-0015-IM10                      | MH-0030-IM10                       |
|---|-----------------------------------|------------------------------------|
| HEAT OUTPUT (SINGLE BURNER)*            | L-9,000 / M-12,000 / H-16,000 BTU | L-9,000 / M-12,000 / H-16,000 BTU  |
| HEAT OUTPUT (DOUBLE BURNER)*            | N/A                               | L-18,000 / M-24,000 / H-32,000 BTU |
| HEAT SETTINGS                           | 3                                 | 6                                  |
| MAX. OPERATING HOURS (20 LB. CYLINDER)* | L-48 / M-36 / H-27 hours          | L-48 / M-18 / H-14 hours           |
| SHIP WT.                                | 3 lb.                             | 6 lb.                              |
| NET WT.                                 | 2 lb.                             | 5 lb.                              |
| LIST PRICE                              | Consult factory                   | Consult factory                    |

\*Heat output and operating hours have Low, Medium and High settings.

## GAS-FIRED CONVECTION HEATERS

INDUSTRIAL

- Quick assembly two-piece burn chamber
- Variable heat settings
- 360° heat radius for even heating
- Matchless piezo spark ignition
- Automatic shut-off if flame is extinguished
- 1 year limited warranty
- CSA Certified – US and Canada
- CSA Blue Star Certified – US
- CSA Blue Flame Certified – Canada



MH-0200-CM10

| MODEL NUMBER                       | MH-0080-CM10         | MH-0200-CM10        |
|------------------------------------|----------------------|---------------------|
| HEAT OUTPUT                        | 60-80,000 BTU        | 50-200,000 BTU      |
| IGNITION TYPE                      | Automatic (integral) | Push-button         |
| FUEL CONSUMPTION                   | 2.3 / 3.7 lb./hr.    | 3.24 / 9.25 lb./hr. |
| OPERATING HOURS (100 LB. CYLINDER) | 43 / 27 hours        | 31 / 11 hours       |
| OPERATING HOURS (40 LB. CYLINDER)  | 17 / 11 hours        | N/A                 |
| OPERATING HOURS (20 LB. CYLINDER)  | 8 / 5 hours          | N/A                 |
| SUGGESTED CYLINDER SIZE            | 100 lb.              | 100 lb.             |
| HEATING AREA                       | 1,800 sq. ft.        | 4,600 sq. ft.       |
| SHIP WT.                           | 17 lb.               | 20 lb.              |
| NET WT.                            | 11.5 lb.             | 14 lb.              |
| LIST PRICE                         | Consult factory      | Consult factory     |

### ACCESSORY:

| PART NUMBER | DESCRIPTION  | FITS MODELS | LIST PRICE |
|-------------|--|-------------|------------|
| 68-5010     | Two cylinder manifold – Connects any two propane cylinders | All models  | \$238.70   |

# PROPANE RADIANT PATIO HEATER

## PROPANE RADIANT OUTDOOR PATIO HEATER

INDUSTRIAL

- Heavy-duty, stainless-steel emitter screen
- Wheel kit for easy maneuverability
- Variable heat settings
- 360° heat radius for even heating
- Wind resistant burner system prevents flame from being extinguished and has automatic shut-off if flame is extinguished
- Piezo spark push-button controls
- 1 year limited warranty
- Intertek - Conforms to Z83.26:2014 Ed 2 / CSA 2.37:2014 Ed 2

|  |                         |
|--|-------------------------|
| <b>MODEL NUMBER</b>                      | <b>MH-0042-PM11</b>     |
| <b>HEAT OUTPUT*</b>                      | L-22,500 / H-50,000 BTU |
| <b>FUEL CONSUMPTION</b>                  | 2.3 lb./hr.             |
| <b>MANIFOLD PRESSURE</b>                 | 11in. WC                |
| <b>OPERATING HOURS (20 LB. CYLINDER)</b> | 8.5 hours               |
| <b>SUGGESTED CYLINDER SIZE</b>           | 20 lb. (Not included)   |
| <b>HEATING AREA</b>                      | 290 sq. ft.             |
| <b>BASE DIAMETER</b>                     | 18in.                   |
| <b>SHIP WT.</b>                          | 38 lb.                  |
| <b>NET WT.</b>                           | 33 lb.                  |
| <b>LIST PRICE</b>                        | Consult factory         |

\*Heat output is at Low and High settings.



MH-0042-PM11

# SEMI-TRASH PUMPS

## 2-INCH SEMI-TRASH PUMPS

INDUSTRIAL



WTP-S02-1MGM

- Heavy-duty powder coated wraparound frame
- Rubber isolators to minimize vibration
- Silicon carbide mechanical seals
- Precision molded cast iron impeller and volute for reduced vibration and wear
- 9,720 gph maximum capacity
- 115-foot maximum total head
- 28-foot suction lift
- 3 year limited Honda and Mi-T-M engine warranties

| MODEL NUMBER | SUCTION DISCHARGE SIZE | DISPLACEMENT/ENGINE   | SHIP WT. | NET WT. | LIST PRICE |
|--------------|------------------------|-----------------------|----------|---------|------------|
| WTP-S02-1MGH | 2in.x2in.              | 118cc Honda GX120 OHV | 71 lb.   | 62 lb.  | \$1,302.00 |
| WTP-S02-1MGM | 2in.x2in.              | 212cc Mi-T-M OHV      | 72 lb.   | 63 lb.  | \$898.00   |

ACCESSORIES:

| PART NUMBER | DESCRIPTION  | FITS MODELS | LIST PRICE |
|-------------|--|-------------|------------|
| 15-0293     | 20-foot x 2-inch green PVC hard suction hose with fittings   | All models  | \$237.50   |
| 15-0295     | 50-foot x 2-inch blue PVC soft discharge hose  | All models  | \$210.80   |
| 19-0628     | 2-inch steel suction strainer with round openings  | All models  | \$66.20    |
| 70-0524     | 2-inch suction and discharge kit – Includes 20-foot x 2-inch green PVC hard suction hose with fittings, 50-foot x 2-inch blue PVC soft discharge hose and steel suction strainer with round openings | All models  | \$494.30   |



2-in. suction and discharge kit, 70-0524

## 3-INCH SEMI-TRASH PUMPS

INDUSTRIAL



WTP-S03-2MGM

- Heavy-duty powder coated wraparound frame
- Rubber isolators to minimize vibration
- Silicon carbide mechanical seals
- Precision molded cast iron impeller and volute for reduced vibration and wear
- 16,560 gph maximum capacity
- 104-foot maximum total head
- 28-foot suction lift
- 3 year limited Honda and Mi-T-M engine warranties

| MODEL NUMBER | SUCTION DISCHARGE SIZE | DISPLACEMENT/ENGINE  | SHIP WT. | NET WT. | LIST PRICE |
|--------------|------------------------|----------------------|----------|---------|------------|
| WTP-S03-1MGH | 3in.x3in.              | 196c Honda GX200 OHV | 82 lb.   | 73 lb.  | \$1,374.00 |
| WTP-S03-2MGM | 3in.x3in.              | 212cc Mi-T-M OHV     | 82 lb.   | 73 lb.  | \$998.00   |

ACCESSORIES:

| PART NUMBER | DESCRIPTION  | FITS MODELS | LIST PRICE |
|-------------|--|-------------|------------|
| 15-0294     | 20-foot x 3-inch green PVC hard suction hose with fittings   | All models  | \$446.20   |
| 15-0296     | 50-foot x 3-inch blue PVC soft discharge hose  | All models  | \$463.30   |
| 19-0629     | 3-inch steel suction strainer with round openings  | All models  | \$100.60   |
| 70-0525     | 3-inch suction and discharge kit – Includes 20-foot x 3-inch green PVC hard suction hose with fittings, 50-foot x 3-inch blue PVC soft discharge hose and steel suction strainer with round openings | All models  | \$817.50   |



3-in. suction and discharge kit, 70-0525



## TRASH PUMPS

## 3-INCH TRASH PUMPS

INDUSTRIAL



WTP-T03-OMGH

- Heavy-duty powder coated wraparound frame
- Rubber isolators to minimize vibration
- Durable silicon carbide mechanical seals
- Cast iron impeller and volute for reduced vibration and wear
- Die cast aluminum pump is lightweight and portable
- Easy-to-remove clean-out cover and volute for easy cleaning of debris
- 22,200 gph maximum capacity
- 95-foot maximum total head
- 26-foot suction lift
- 3 year limited Honda and Mi-T-M engine warranties

| MODEL NUMBER | SUCTION DISCHARGE SIZE | DISPLACEMENT/ENGINE                | SHIP WT. | NET WT. | LIST PRICE |
|--------------|------------------------|------------------------------------|----------|---------|------------|
| WTP-T03-OMGH | 3in.x3in.              | 270cc Honda GX270 OHV <sup>+</sup> | 177 lb.  | 152 lb. | \$3,063.00 |
| WTP-T03-OMGM | 3in.x3in.              | 420cc Mi-T-M OHV                   | 177 lb.  | 152 lb. | \$2,782.00 |

<sup>+</sup>49 state engine. Not for sale in California.

## ACCESSORIES:

| PART NUMBER  | DESCRIPTION  | FITS MODELS | LIST PRICE |
|--------------|--|-------------|------------|
| 15-0294      | 20-foot x 3-inch green PVC hard suction hose with fittings   | All models  | \$446.20   |
| 15-0296      | 50-foot x 3-inch blue PVC soft discharge hose  | All models  | \$463.30   |
| 19-0629      | 3-inch steel suction strainer with round openings  | All models  | \$100.60   |
| 70-0525      | 3-inch suction and discharge kit – Includes 20-foot x 3-inch green PVC hard suction hose with fittings, 50-foot x 3-inch blue PVC soft discharge hose and steel suction strainer with round openings | All models  | \$817.50   |
| AW-5740-0017 | Wheel kit – For easier mobility, two flat-free tires and rubber gripped handles  | All models  | \$379.00   |



3-in. suction and discharge kit, 70-0525

## 4-INCH TRASH PUMP

INDUSTRIAL



WTP-T04-OMGH

- Heavy-duty powder coated wraparound frame
- Rubber isolators to minimize vibration
- Durable silicon carbide mechanical seals
- Cast iron impeller and volute for reduced vibration and wear
- Die cast aluminum pump is lightweight and portable
- Easy-to-remove clean-out cover and volute for easy cleaning of debris
- 34,800 gph maximum capacity
- 95-foot maximum total head
- 26-foot suction lift
- 3 year limited Honda engine warranty

| MODEL NUMBER | SUCTION DISCHARGE SIZE | DISPLACEMENT/ENGINE                | SHIP WT. | NET WT. | LIST PRICE |
|--------------|------------------------|------------------------------------|----------|---------|------------|
| WTP-T04-OMGH | 4in.x4in.              | 389cc Honda GX390 OHV <sup>+</sup> | 192 lb.  | 167 lb. | \$3,652.00 |

<sup>+</sup>49 state engine. Not for sale in California.

## ACCESSORIES:

| PART NUMBER  | DESCRIPTION  | FITS MODEL   | LIST PRICE |
|--------------|--|--------------|------------|
| 15-0356      | 20-foot x 4-inch green PVC hard suction hose with fittings   | WTP-T04-OMGH | \$874.20   |
| 15-0357      | 50-foot x 4-inch blue PVC soft discharge hose  | WTP-T04-OMGH | \$675.20   |
| 19-0277      | 4-inch steel suction strainer with round openings  | WTP-T04-OMGH | \$135.90   |
| 70-0661      | 4-inch suction and discharge kit – Includes 20-foot x 4-inch green PVC hard suction hose with fittings, 50-foot x 4-inch blue PVC soft discharge hose and steel suction strainer with round openings | WTP-T04-OMGH | \$1,814.70 |
| AW-5740-0017 | Wheel kit – For easier mobility, two flat-free tires and rubber gripped handles  | WTP-T04-OMGH | \$379.00   |



4-in. suction and discharge kit, 70-0661

# CHEMICAL/LIQUID FERTILIZER PUMPS

## 2-INCH CHEMICAL/LIQUID FERTILIZER PUMP

INDUSTRIAL



WTP-F02-1MGM

| MODEL NUMBER | SUCTION DISCHARGE SIZE | DISPLACEMENT/ENGINE | SHIP WT. | NET WT. | LIST PRICE |
|--------------|------------------------|---------------------|----------|---------|------------|
| WTP-F02-1MGM | 2in.x2in.              | 212cc Mi-T-M OHV    | 51 lb.   | 42 lb.  | \$950.00   |

ACCESSORIES:

| PART NUMBER | DESCRIPTION  | FITS MODEL   | LIST PRICE |
|-------------|--|--------------|------------|
| 15-0306     | 20-foot x 2-inch PVC suction hose with poly C&E fittings | WTP-F02-1MGM | \$447.30   |
| 55-0054     | 2-inch poly male adapter F                               | WTP-F02-1MGM | \$21.20    |
| 55-1895     | 2-inch poly female adapter B                             | WTP-F02-1MGM | \$56.70    |
| 70-0550     | 2-inch replacement chemical pump seal kit                | WTP-F02-1MGM | \$175.00   |

- Nylon impellers with stainless-steel inserts can handle solid suspended particles up to 3/8-inch diameter
- Polypropylene housing suitable for corrosive environments
- Self-priming capabilities with maximum suction lift up to 25-foot
- EPDM mechanical seal and inlet valve for longevity and reliability
- 220 maximum GPM
- 58 maximum PSI
- 3 year limited Mi-T-M engine warranty



20-ft. x 2-in. PVC suction hose with poly C&E fittings, 15-0306; 2-in. poly male adapter F, 55-0054; and 2-in. poly female adapter B, 55-1895

## 3-INCH CHEMICAL/LIQUID FERTILIZER PUMP

INDUSTRIAL



WTP-F03-1MGME

| MODEL NUMBER  | SUCTION DISCHARGE SIZE | DISPLACEMENT/ENGINE   | SHIP WT. | NET WT. | LIST PRICE |
|---------------|------------------------|---|----------|---------|------------|
| WTP-F03-1MGME | 3in.x3in.              | 420cc Mi-T-M OHV with electric start – battery not included | 102 lb.  | 93 lb.  | \$1,830.00 |

ACCESSORIES:

| PART NUMBER | DESCRIPTION  | FITS MODEL    | LIST PRICE |
|-------------|--|---------------|------------|
| 15-0307     | 20-foot x 3-inch PVC suction hose with poly C&E fittings | WTP-F03-1MGME | \$927.70   |
| 55-2288     | 3-inch poly male adapter F                               | WTP-F03-1MGME | \$37.50    |
| 55-2289     | 3-inch poly female adapter B                             | WTP-F03-1MGME | \$96.30    |
| 70-0551     | 3-inch replacement chemical pump seal kit                | WTP-F03-1MGME | \$412.00   |

- Poly impellers with stainless-steel inserts can handle solid suspended particles up to 3/8-inch diameter
- Polypropylene housing suitable for corrosive environments
- Self-priming capabilities with maximum suction lift up to 25-foot
- EPDM mechanical seal and inlet valve for longevity and reliability
- 440 maximum GPM
- 54 maximum PSI
- 3 year limited Mi-T-M engine warranty



20-ft. x 3-in. PVC suction hose with poly C&E fittings, 15-0307; 3-in. poly male adapter F, 55-2288; and 3-in. poly female adapter B, 55-2289

## HOURS

To serve you better, our sales support department hours of operation are:

Monday - Friday 7:30 am to 5:30 pm CST

Products may be ordered and inquiries may be sent 24 hours a day, 7 days a week via fax or e-mail.

## HOW TO ORDER

Units and accessories are ordered through authorized Mi-T-M dealers and distributors.

- Be prepared to advise the Mi-T-M Sales Support Representative of your Mi-T-M account number, model numbers, parts and descriptions.
- Indicate your purchase order number and full name on order.
- Specify exact shipping instructions.
- With fax and/or mail-in orders, include full name, Mi-T-M account number, zip code and telephone number.

| Phone        | Fax          | Mail                         | Website      | E-mail        |
|--------------|--------------|------------------------------|--------------|---------------|
| 563-556-7484 | 563-556-1235 | 50 Mi-T-M Drive, P.O. Box 50 | www.mitm.com | corp@mitm.com |
| 800-553-9053 |              | Peosta, IA 52068             |              |               |

## WEBSITE – [www.mitm.com](http://www.mitm.com)

Instantly access:

- Products and specifications
- A site search to find the equipment that's right for you
- Chat and contact form for questions and information requests
- Online parts listings and ordering
- Service center locator throughout the country
- Videos and FAQs

## SALES POLICY

Products are sold through authorized Mi-T-M Dealers, National Accounts and Original Equipment Manufacturer's (OEM) as recognized by Mi-T-M. All new customers must complete a credit application. Mi-T-M will perform a credit check and upon approval the customer will receive an account number and a line of credit.

## PRODUCTION SCHEDULE

Lead times can vary throughout the year, consult factory for specifics.

## SHIPPING

Orders shipped without specific shipping instructions are shipped "best way" as determined by the Mi-T-M shipping department. Mi-T-M assumes no responsibility and makes no guarantees regarding air freight deliveries. Please allow seven working days before requesting tracking on lost or late shipments. In an effort to deliver Mi-T-M products to our customers in a timely manner, Mi-T-M developed a program where whole goods (pressure washers, air compressors, air compressor/generator combinations, air compressor/generator/welder combinations, portable generators, portable heaters, jobsite boxes, wet/dry vacuums and water pumps) and parts are shipped from separate locations in our facility. Customers are responsible for outgoing freight on parts and whole goods. This may be altered by minimum qualifying freight programs. Our goal is to process all orders as soon as we receive them. No additional items can be added to a previously processed order. Any additional orders will be handled as new orders.

## FREIGHT TERMS

- All water treatment systems and parts – F.O.B. Peosta
- Any combination of pressure washers, air compressors, air compressor/generator combinations, air compressor/generator/welder combinations, portable generators, portable heaters, wet/dry vacuums or water pumps – may qualify for prepaid freight
- Jobsite boxes – prepaid on 1,000 lbs. or more
- Parts – prepaid and add
- Detergents – prepaid on twelve cases
- Trailer units – prepaid and add

## WARRANTY

All warranty claims and returns of goods for repair shall be governed by the express terms of the Mi-T-M warranty, limited to the replacement of defective parts. To submit a warranty claim online go to [www.mitm.com](http://www.mitm.com) and click on Warranty Claims link on the home page.

## MERCHANDISE RETURN

Mi-T-M must be contacted before any product is returned. The customer will receive a Returned Goods Authorization (RGA) number prior to the item being returned. Mi-T-M reserves the right to refuse returned products. Products must be in new and resalable condition. Products must be current production components. All products must be returned freight prepaid at shippers expense. Products returned C.O.D. for any reason will be refused. Credit not to exceed original purchase price will be issued for approved returned products. Returns are subject to a 20% restocking fee.

## SUBMISSION OF CLAIMS

All damages to merchandise – either internal or external – must be reported to the carrier shipping such merchandise to permit an inspection report to be filed immediately. Claims of shortage of cartons, crates or boxes must be properly submitted to the carrier. Claims for errors or shortages of contents must be submitted to Mi-T-M within 24 hours after delivery of such merchandise.

*In a continued commitment to improve quality, Mi-T-M reserves the right to make component and design changes when necessary.*

COLD & HOT WATER PRESSURE WASHERS  
AIR COMPRESSORS • PORTABLE GENERATORS  
AIR COMPRESSOR/GENERATOR COMBINATIONS  
AIR COMPRESSOR/GENERATOR/WELDER COMBINATIONS  
WET/DRY VACUUMS • JOBSITE BOXES  
PORTABLE HEATERS • WATER PUMPS  
WATER TREATMENT SYSTEMS



An Employee Owned Company



POWERED by **HONDA**



[www.mitm.com](http://www.mitm.com)  
50 Mi-T-M DRIVE • PEOSTA, IA 52068  
PH 800-553-9053 • FAX 563-556-1235  
[corp@mitm.com](mailto:corp@mitm.com)

Distributed by: